

PENNSYLVANIA POLICE PURSUITS

2021

ANNUAL REPORT



*Prepared by: Pennsylvania State Police
Bureau of Research and Development*

EXECUTIVE SUMMARY

The Pennsylvania Vehicle Code defines a pursuit as "an active attempt by a police officer operating a motor vehicle to apprehend one or more occupants of a motor vehicle when the driver of the vehicle is resisting the apprehension by maintaining or increasing his speed or by ignoring the police officer's audible or visual signal to stop." Since 1996, the Vehicle Code has required police departments in Pennsylvania to make a record of all vehicle pursuits and to report them to the Pennsylvania State Police.

Police officers in Pennsylvania reported a total of 2,615 pursuits in 2021. The following are noteworthy statistics taken from this report:

- 🚓 13 individuals were killed as a result of pursuit-related crashes. All of the 13 fatalities were violators; 0 were uninvolved persons; and 0 were police officers.
- 🚓 783 pursuits resulted in a total of 1,053 crashes (more than one crash may occur during a single pursuit), with 290 pursuits resulting in 329 injuries to violators, police, and/or uninvolved persons (more than one injury may occur during a single pursuit.)
- 🚓 64.09% of pursuits resulted in the arrest of one or more violators. 57.02% of the pursuits were ended using a trailing pursuit, the least forceful technique.

PENNSYLVANIA POLICE PURSUIT ANNUAL REPORT

Pennsylvania Consolidated Statutes, Title 75, and the Pennsylvania Vehicle Code, §6341–§6345, requires police agencies within the Commonwealth to make a record of all motor vehicle pursuits and to report this data to the Pennsylvania State Police (PSP). The PSP is required to collect these reports, analyze the data, and compile and publish an annual summary of the findings.

The purpose of the detailed analysis contained within the Pennsylvania Police Pursuit Annual Report is to help identify both positive and negative factors influencing the outcome of vehicular pursuits, validate or refute the merits of pursuit policies and apprehension techniques, and recognize training successes and deficiencies. The analysis of pursuit statistics enhances the safety of police officers and the public they serve.

The information contained in this report is broken down into three major sections:

- 📊 Pursuit Factor Analysis
- 📊 Five-Year Trend Analysis
- 📊 Cross-Tabulation Analysis

Pursuit Factor Analysis examines the dynamics involved before, during, and after a pursuit was initiated by police. Pursuit Factor Analysis considers variables such as the reasons pursuits were initiated, the types of vehicles pursued, the tactics utilized by police during pursuits, and the reasons pursuits were terminated. Some other pursuit-related aspects analyzed in this section are pursuit-related crashes, injuries, fatalities, and property damage. A summary of Pursuit Factor Analysis is found within this report. Previous year comparison Pursuit Factor Analysis data can be found in Appendix A.

Five-Year Trend Analysis examines pursuit trends over the past five years in five major pursuit factor categories (total number of pursuits, apprehension rates, crash rates, total number of fatalities, and total number of injured persons). By examining these trends, officials can better identify and address successes and deficiencies in pursuit techniques and policies. A Five-Year Trend Analysis can be found in Appendix B.

Cross-Tabulation Analysis breaks down pursuit factor data in relation to one another, providing greater insight into the dynamics of police pursuits. For example, Reason Initiated – Crash Cross-Tabulation Analysis examines the likelihood of pursuit-related crashes based upon the reasons pursuits were initiated. The results of this analysis can reveal valuable information concerning the likelihood of a crash occurring in relation to the reason a pursuit was first initiated (e.g., traffic violation, driving under the influence, stolen vehicle, felony criminal activity). Officials can utilize the results of the Cross-Tabulation Analysis to identify problem areas and make the necessary changes to pursuit policies, training, and techniques. A summary of the Cross-Tabulation Analysis is found within this report. Further details of the Cross-Tabulation Analysis can be found in Appendix C.

A list of Pennsylvania law enforcement agencies who have not notified or certified to the Municipal Police Officers' Education and Training Commission that they have a pursuit policy can be found in Appendix D.

Detailed definitions of terminology contained in this report can be found in Appendix E.

PURSUIT FACTOR ANALYSIS

Pursuit factors listed in this section were compiled and analyzed from data obtained from the Pennsylvania Police Pursuit Reporting System. These factors were comprehensively analyzed by combining pursuit reports from municipal police departments and the PSP.

Due to the lack of a national pursuit database, and because law enforcement agencies maintain different reporting procedures, there is little comparative information available for use in conducting extensive analytical research on this subject. However, several independent studies revealed similar results as Pennsylvania in the analysis of certain pursuit factors, such as apprehension, collision, and fatality rates.

Pursuit factor data for calendar year 2021 is provided below. Previous-year data is provided for comparison in Appendix A. A Five-Year Trend Analysis is contained in Appendix B.

Reason Initiated:

The most common reason for a pursuit to be initiated was for other traffic offenses, such as exceeding the maximum speed limit, stop sign and yield sign violations, etc. (Appendix A, Fig. 1). These factors accounted for 58.39% of all pursuits.

Driving under the influence (DUI) or suspected DUI operator was the second-highest cause, accounting for 11.93% of initiated pursuits, while 11.59% of pursuits originated due to felony criminal offenses (Appendix A, Fig. 1).

Apprehension:

This pursuit factor was designed to identify the number and percentage of pursuits that resulted in a violator's arrest. Furthermore, if a violator was not arrested, this factor serves to identify why an arrest was not made. Nearly half of the pursuits (49.45%) ended with an apprehension during the pursuit. In addition, 9.14% of pursuits resulted in a delayed apprehension. By combining "during" and "delayed" apprehensions, approximately 58.59% of all pursuits resulted in an arrest (Appendix A, Fig. 2).

Reason Terminated:

This pursuit factor categorizes the reasons pursuits were terminated or what factors caused a pursuit to end.

Of the 2,615 pursuits, 40.46% were discontinued by the police. Pursuits were discontinued for a number of reasons, including officer/supervisor decision to end the pursuit, the violator eluded the police, etc. (Appendix A, Fig. 3).

23.52% of pursuits were ended because the violator stopped voluntarily. 14.72% of all terminated pursuits were stopped by collision (Appendix A, Fig. 3).

Crash Type:

70.06% of the reported pursuits ended without a collision. Of the 2,615 total pursuits, 783 resulted in a total of 1,053 crashes. The following is a breakdown of the types of crashes that were reported (Appendix A, Fig. 4). More than one crash may occur during a single pursuit.

- Violator Crash: 541
- Police Crash: 54
- Uninvolved Crash: 23
- Violator/Police Crash: 75
- Violator/Uninvolved Unoccupied Crash: 59
- Violator/Uninvolved Occupied Crash: 94
- Violator/Police Deliberate Intent: 39
- Violator/Uninvolved Deliberate Intent: 4
- Police/Violator Legal Intervention: 136
- Uninvolved/Police Crash: 6
- Police/Tire Deflation Deployment Crash: 4
- Uninvolved/Tire Deflation Deployment Crash: 2
- Violator/Tire Deflation Deployment Crash: 16

Ending Apprehension:

This pursuit factor measures what apprehension techniques police utilized to end each pursuit. Over half (57.02%) of all pursuits ended as a result of a trailing pursuit. Pursuit data analysis reveals that police utilized minimum or no force in the majority of pursuits (Appendix A, Fig. 5).

Violators Arrested:

The majority of pursuits ended with the apprehension of the fleeing violator. Of the reported pursuits, 56.60% involved the arrest of one offender, while 7.50% involved the arrest of multiple violators (Appendix A, Fig. 6).

Type of Police Vehicle:

Marked police vehicles were solely involved in 83.37% of pursuits; 8.18% involved unmarked police vehicles only; and 8.45% utilized both marked and unmarked vehicles (Appendix A, Fig. 7).

Type of Vehicle Pursued:

Pursuit analysis indicates that 55.68% of police pursuits involved automobiles; 13.84% involved motorcycles; and 26.85% involved vans, pick-ups, or sport-utility vehicles (Appendix A, Fig. 8).

Number of Injuries:

Of the 2,615 initiated pursuits, 290, or 11.09%, resulted in injuries to 329 persons (more than one injury can occur in a single pursuit). Of the 329 injured persons, 224 were violators, 62 were police officers, and 43 were uninvolved persons (Appendix A, Fig. 9).

Number of Fatalities:

There were 13 deaths that occurred during police pursuits in 2021. A breakdown of the fatalities is as follows: 13 violator deaths, 0 uninvolved person deaths, and 0 police deaths (Appendix A, Fig. 10).

Property Damage:

Violators incurred an average of \$1,070.91 in property damage per pursuit; police incurred an average of \$298.93 in damage per pursuit; and uninvolved persons incurred an average of \$656.70 in property damage per pursuit (Appendix A, Fig. 11).

Non-pursuit-Related Offenses:

Non-pursuit-related offenses represent those violations which did not occur during the pursuit but occurred prior to the encounter, during initiation, or at the apprehension stage of the pursuit. The total reported non-pursuit-related Vehicle Code violations was 1,504; the total reported non-pursuit-related Crimes Code violations was 637; and the total reported non-pursuit-related controlled substance offenses was 646 (Appendix A, Fig. 12).

Vehicle Code violations were heavily concentrated in Chapter 13, Chapter 15, and Chapter 38. Violations primarily consisted of the following offenses (Appendix A, Fig. 14):

Chapter 13

- Registration and Certificate of Title Required

Chapter 15

- Drivers Required to be Licensed
- Driving While Operating Privilege is Suspended or Revoked

Chapter 38

- Driving Under Influence of Alcohol or Controlled Substance

Criminal violations were heavily concentrated in Chapter 39 of the Pennsylvania Crimes Code. Chapter 39 violations primarily consisted of the following offenses (Appendix A, Fig. 15):

- Receiving Stolen Property
- Theft by Unlawful Taking or Disposition
- Unauthorized Use of Automobiles and Other Vehicles

Controlled substance violations were heavily concentrated in Sections CS13(a)16, CS13(a)31, and CS13(a)32. These sections are comprised primarily of the following offenses (Appendix A, Fig. 16):

- CS13(a)16 Possession of a Controlled Substance
- CS13(a)31 Possession of Small Amount of Marijuana
- CS13(a)32 Possession of Paraphernalia

Pursuit-Related Offenses:

Pursuit-related offenses represent those violations committed during the course of a pursuit (Appendix A, Fig. 13).

Pursuit-related Vehicle Code offenses were primarily comprised of Chapter 33 and Chapter 37 violations. Chapter 33 and Chapter 37 violations encompass the following offenses (Appendix A, Fig. 17):

Chapter 33

- ☛ Driving on Right Side of Roadway
- ☛ Limitations on Driving on Left Side of Roadway
- ☛ No-Passing Zones
- ☛ One-way Roadways and Rotary Traffic Islands
- ☛ Driving on Roadways Laned for Traffic
- ☛ Stop Signs and Yield Signs
- ☛ Duty of Driver on Approach of Emergency Vehicle
- ☛ Turning Movements and Required Signals
- ☛ Driving Vehicle at Safe Speed
- ☛ Maximum Speed Limits

Chapter 37

- ☛ Careless Driving
- ☛ Trespass by Motor Vehicle
- ☛ Fleeing or Attempting to Elude Police Officer
- ☛ Driving Without Lights to Avoid Identification or Arrest
- ☛ Aggravated Assault by Vehicle While DUI
- ☛ Reckless Driving
- ☛ Accidents Involving Damage to Attended Vehicle or Property
- ☛ Accidents involving Damage to Unattended Vehicle or Property

Pursuit-related Crimes Code offenses were primarily comprised of Chapter 27 violations. Chapter 27 violations include the following offenses (Appendix A, Fig. 18):

- ☛ Recklessly Endangering Another Person
- ☛ Aggravated Assault
- ☛ Simple Assault

FIVE-YEAR TREND ANALYSIS

Five-Year Trend Analysis examines pursuit trends over the past five years in five key pursuit factor categories (total number of pursuits, apprehension rates, crash rates, total number of fatalities, and total number of injuries). By examining pursuit trends, officials can better identify and address successes and deficiencies in pursuit techniques and policies. A Five-Year Trend Analysis can be found in Appendix B.

CROSS-TABULATION ANALYSIS

This section analyzes pursuit factors in relation to one another, providing greater insight into the dynamics of police pursuits. This analysis can be found in Appendix C.

Apprehension – Type of Vehicle Pursued:

Most fleeing violators/vehicles are apprehended during police pursuits. Apprehension rates, consisting of "during" and "delayed" apprehensions for the different types of vehicles pursued, were as follows in 2021: automobiles 60.10%; motorcycles 39.23%; vans/pick-ups/sport-utility vehicles 67.24%; other vehicles (example: all-terrain vehicles) 43.33%; and truck-tractor/semitrailers 80.00% (Appendix C, Fig. 19).

Crash – Type of Vehicle Pursued:

The majority of reported pursuits (70.06%) did not involve collisions. 69.23% of pursued automobiles, 80.66% of pursued motorcycles, and 64.81% of pursued vans/pick-ups/sport-utility vehicles were not involved in crashes (Appendix C, Fig. 20).

Reason Terminated – Type of Vehicle Pursued:

Overall, 40.46% of police pursuits were discontinued by the officer(s) involved. In analyzing the reasons why each pursuit was discontinued with respect to the type of vehicle pursued, it was discovered that the greatest percentage of discontinued pursuits (66.67%) involved other vehicle types (Appendix C, Fig. 21).

Reason Initiated – Apprehension:

Pursuits initiated because of a DUI or suspected DUI operator resulted in an arrest 84.94% of the time. Apprehension rates for pursuits initiated for felony criminal offenses, misdemeanor criminal offenses, traffic violations, stolen or suspected stolen vehicles, and summary criminal offenses ranged from 51.30% to 65.24% (Appendix C, Fig. 22).

Reason Initiated – Crash:

This comparison examines the likelihood of pursuit-related crashes based upon the reasons pursuits were initiated. The following "reason initiated" categories had the following prevalence of crashes in 2021: DUI or suspected DUI operator, 36.86%; felony criminal offenses, 42.57%; misdemeanor criminal offenses, 31.10%; other traffic offenses, 24.69%; stolen or suspected stolen vehicles, 42.78%; and summary criminal offenses, 24.35% (Appendix C, Fig. 23).

Reason Initiated – Termination:

The "reason initiated" that resulted in the highest percentage of discontinued pursuits was other traffic offenses at 46.76%, whereas DUI or suspected operator DUI showed the lowest percentage of discontinued pursuits at 19.87%. The greatest percentage of pursuits stopped voluntarily (33.01%) involved DUI or suspected operator DUI (Appendix C, Fig. 24).

CONCLUSION

Few areas of police work raise as much public scrutiny as police pursuits. The basic dilemma associated with high-speed police pursuits of fleeing individuals is deciding whether the benefits of potential apprehension outweigh the risks to police officers, the public, and the violator(s).

The detailed analysis in this report can be used to help identify both positive and negative factors influencing the outcome of vehicular pursuits, validate or refute the merits of pursuit policies and apprehension techniques, and recognize training successes and deficiencies. It is intended that the statistics gathered will enable police departments throughout the Commonwealth to enhance the safety of their officers and the public they serve.

APPENDIX A

PURSUIT FACTOR ANALYSIS

Commonwealth of Pennsylvania

REASON INITIATED	2021		2020	
	N	%	N	%
DUI or Suspected DUI Operator	312	11.93%	234	10.34%
Felony Criminal Offenses	303	11.59%	289	12.77%
Misdemeanor Criminal Offenses	164	6.27%	156	6.89%
Other Traffic Offenses	1,527	58.39%	1,313	58.02%
Stolen or Suspected Stolen Vehicle	194	7.42%	170	7.51%
Summary Criminal Offenses	115	4.40%	101	4.46%


Figure #1

Pursuit Report

Commonwealth of Pennsylvania

APPREHENSION	2021		2020	
	N	%	N	%
Apprehended During Pursuit (Incl. on Foot)	1,293	49.45%	1,134	50.11%
Delayed - After Termination	239	9.14%	215	9.50%
None - Decision Made to Terminate	546	20.88%	459	20.28%
None - Stopped, but Escaped on Foot	116	4.44%	116	5.13%
None - Violator Successfully Eluded Police	421	16.10%	339	14.98%

Figure #2



Pursuit Report

Commonwealth of Pennsylvania

REASON TERMINATED	2021		2020	
	N	%	N	%
Violator Abandoned Vehicle	127	4.86%	126	5.57%
Stopped By Collision	385	14.72%	339	14.98%
Police Crash	13	0.50%	16	0.71%
Discontinued	1,058	40.46%	855	37.78%
Other Police Action/Induced	198	7.57%	185	8.17%
Police Vehicle Disabled	12	0.46%	10	0.44%
Violator Vehicle Disabled	207	7.92%	202	8.93%
Voluntary Stop	615	23.52%	530	23.42%

Figure #3

Commonwealth of Pennsylvania

CRASH TYPE	2021		2020	
	N	%	N	%
Pursuits Without Crashes	1,832	70.06%	1,578	69.73%
Pursuits With Crashes	783	29.94%	685	30.27%
Police/Tire Deflation Deployment Crash	4	0.38%	3	0.33%
Uninvolved/Tire Deflation Deployment Crash	2	0.19%	1	0.11%
Violator/Tire Deflation Deployment Crash	16	1.52%	11	1.22%
Violator Crash	541	51.38%	473	52.38%
Police Crash	54	5.13%	42	4.65%
Uninvolved Crash	23	2.18%	15	1.66%
Violator/Police Crash	75	7.12%	57	6.31%
Violator/Uninvolved Crashes	153	14.53%	135	14.95%
Violator/Police Deliberate Intent	39	3.70%	38	4.21%
Violator/Uninvolved Deliberate Intent	4	0.38%	3	0.33%
Police/Violator Legal Intervention	136	12.92%	121	13.40%
Uninvolved/Police Crash	6	0.57%	4	0.44%
Total Crashes: *	1,053		903	

Figure #4

* Multiple crashes may occur during a single pursuit.

Commonwealth of Pennsylvania


ENDING APPREHENSION	2021		2020	
	N	%	N	%
None	786	30.06%	663	29.30%
Trailing Pursuit	1,491	57.02%	1,277	56.43%
Other Induced Stop	99	3.79%	83	3.67%
Rolling Roadblock	24	0.92%	21	0.93%
Legal Intervention	147	5.62%	121	5.35%
Partial Roadblock	16	0.61%	27	1.19%
Tire Deflation Device	40	1.53%	51	2.25%
Total Roadblock	2	0.08%	2	0.09%
Firearms	8	0.31%	14	0.62%
Air Support	2	0.08%	4	0.18%

Figure #5

Commonwealth of Pennsylvania

VIOLATORS ARRESTED/PURSUIT	2021		2020	
	N	%	N	%
Zero Arrested	939	35.91%	797	35.22%
One Arrested	1,480	56.60%	1,261	55.72%
Two Arrested	150	5.74%	151	6.67%
Three Arrested	33	1.26%	41	1.81%
Four Arrested	10	0.38%	8	0.35%
Five or More Arrested	3	0.11%	5	0.22%
Pursuits With Arrests:	1,676	64.09%	1,466	64.78%

Figure #6



Commonwealth of Pennsylvania

TYPE OF POLICE VEHICLE	2021		2020	
	N	%	N	%
Marked and Unmarked	221	8.45%	203	8.97%
Marked	2,180	83.37%	1,863	82.32%
Unmarked	214	8.18%	197	8.71%

Figure #7




Pursuit Report

Commonwealth of Pennsylvania

TYPE OF VEHICLE PURSUED	2021		2020	
	N	%	N	%
Automobile	1,456	55.68%	1,281	56.61%
Motorcycle	362	13.84%	326	14.41%
Other	90	3.44%	105	4.64%
TT or TT/STLR	5	0.19%	2	0.09%
Van/Pickup/SUV	702	26.85%	549	24.26%

Figure #8



Commonwealth of Pennsylvania

NUMBER PURSUITS WITH INJURIES	2021		2020	
	N	%	N	%
Pursuits With Injuries	290	11.09%	243	10.74%
Pursuits Without Injuries	2,325	88.91%	2,020	89.26%
Violators Injured	224	68.09%	188	68.12%
Police Officers Injured	62	18.84%	47	17.03%
Uninvolved Persons Injured	43	13.07%	41	14.86%
Total Injured: *	329		276	

Figure #9

* Multiple injuries may occur during a single pursuit.

Commonwealth of Pennsylvania

NUMBER OF PURSUITS WITH FATALITIES	2021		2020	
	N	%	N	%
Pursuits With Fatalities	13	0.50%	11	0.49%
Pursuits Without Fatalities	2,602	99.50%	2,252	99.51%
Violator Fatalities	13	100.00%	10	90.91%
Police Fatalities	0	0.00%	0	0.00%
Uninvolved Person Fatalities	0	0.00%	1	9.09%
Total Fatalities: *	13		11	

Figure #10

* More than one fatality may occur during a single pursuit.

Commonwealth of Pennsylvania

	2021	2020
PROPERTY DAMAGE TOTALS		
Violator Damage	\$2,800,422.00	\$1,597,269.00
Police Damage	\$781,695.00	\$1,208,583.00
Uninvolved Damage	\$1,717,269.00	\$1,225,939.00

Damage Rate Per Pursuit:

Violator Damage	\$1,070.91	\$705.82
Police Damage	\$298.93	\$534.06
Uninvolved Damage	\$656.70	\$541.73

Figure #11

Commonwealth of Pennsylvania

	2021	2020
TYPES OF NON-PURSUIT-RELATED OFFENSES	Pursuits	Pursuits
Crimes Code	637	582
Vehicle Code	1,504	1,355
Controlled Substance	646	637


Figure #12



Commonwealth of Pennsylvania

	2021	2020
TYPES OF PURSUIT-RELATED OFFENSES	Offenses	Offenses
Crimes Code	910	886
Vehicle Code	7,636	6,619

Figure #13



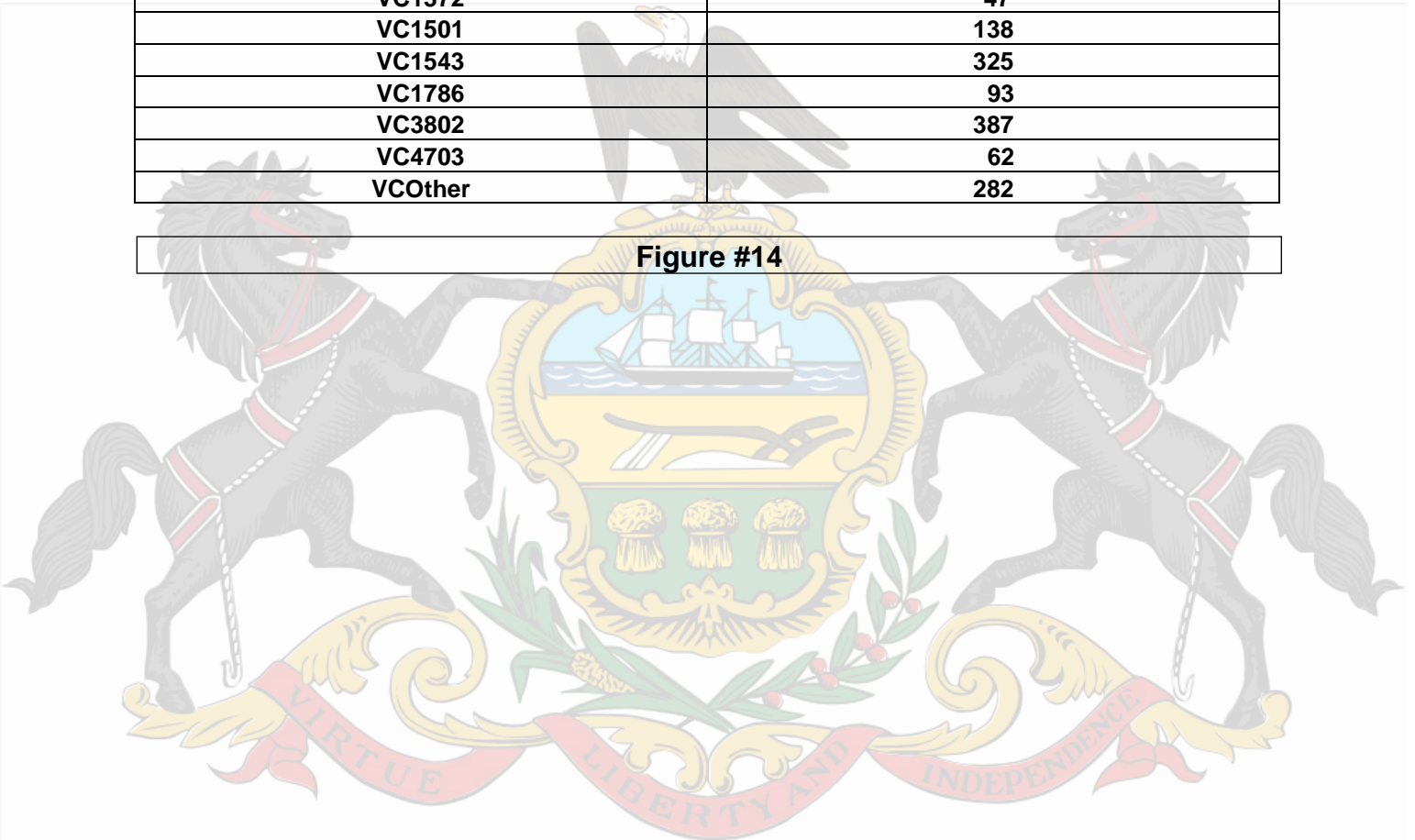
Pursuit Report

Commonwealth of Pennsylvania

TYPES OF NON-PURSUIT-RELATED VEHICLE CODE OFFENSES

VC1301	170
VC1372	47
VC1501	138
VC1543	325
VC1786	93
VC3802	387
VC4703	62
VCOther	282

Figure #14




Commonwealth of Pennsylvania

TYPES OF NON-PURSUIT-RELATED CRIMES CODE OFFENSES

CC2701	28
CC3921	60
CC3925	149
CC3928	37
CC5104	90
CC6308	7
CCOther	266

Figure #15




Commonwealth of Pennsylvania

TYPES OF NON-PURSUIT-RELATED CONTROLLED SUBSTANCE OFFENSES

CS13(a)00	14
CS13(a)16	173
CS13(a)30	70
CS13(a)31	142
CS13(a)32	218
CSOther	29

Figure #16



Commonwealth of Pennsylvania

TYPES OF PURSUIT-RELATED VEHICLE CODE OFFENSES

VC3111	256
VC3112	323
VC3301	259
VC3306	84
VC3307	98
VC3308	59
VC3309	395
VC3323	520
VC3325	135
VC3334	331
VC3361	572
VC3362	425
VC3714	820
VC3717	48
VC3733	1,738
VC3734	82
VC3735.1	12
VC3736	905
VC3743	105
VC3745	89
VCOther	380


Figure #17

Commonwealth of Pennsylvania

TYPES OF PURSUIT-RELATED CRIMES CODE OFFENSES

CC2701	21
CC2702	95
CC2705	418
CC3304	33
CC5104	167
CC5503	45
CCOther	131

Figure #18

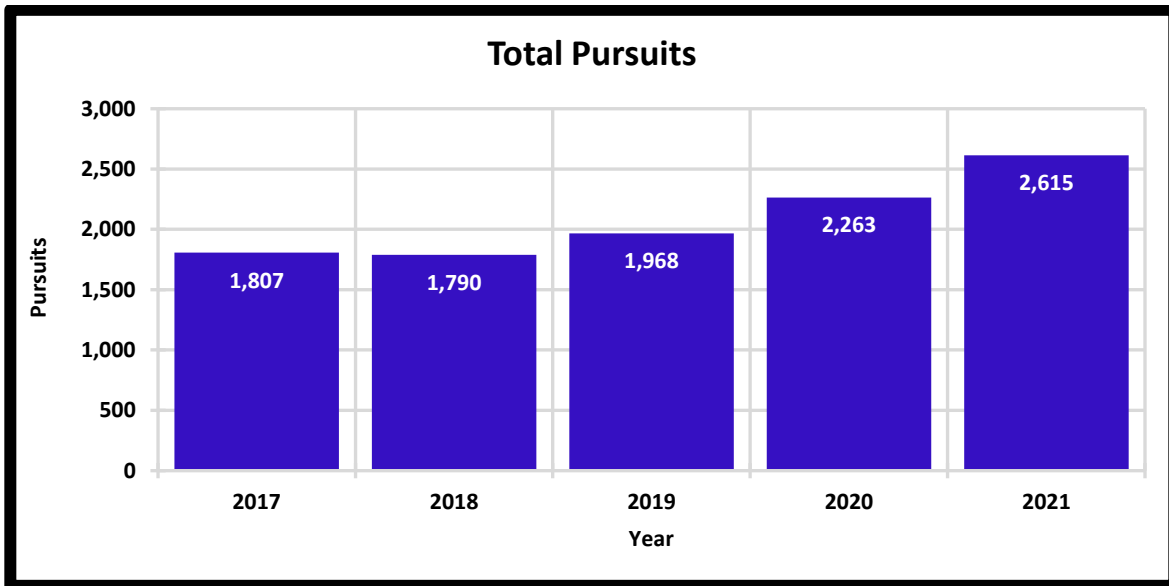


Pursuit Report

APPENDIX B

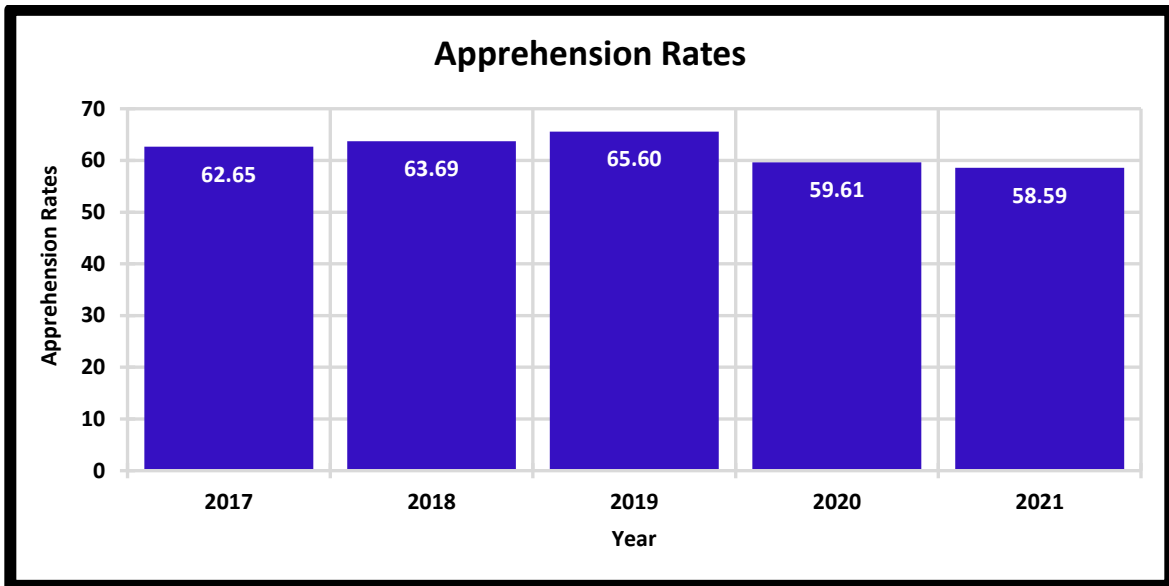
FIVE-YEAR TREND ANALYSIS

Commonwealth of Pennsylvania



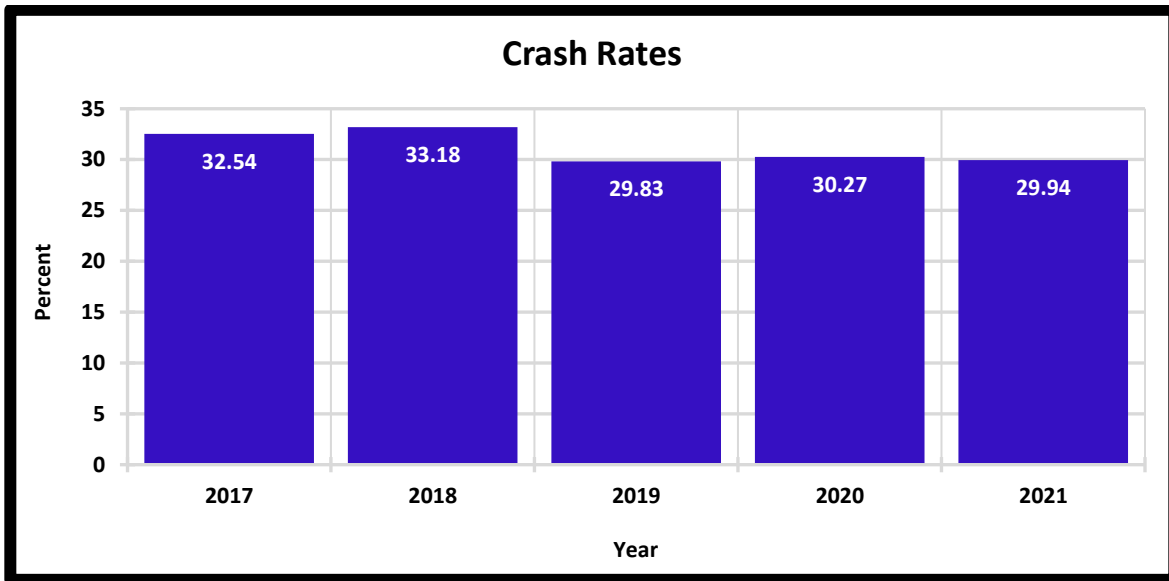
Graph #1

Commonwealth of Pennsylvania



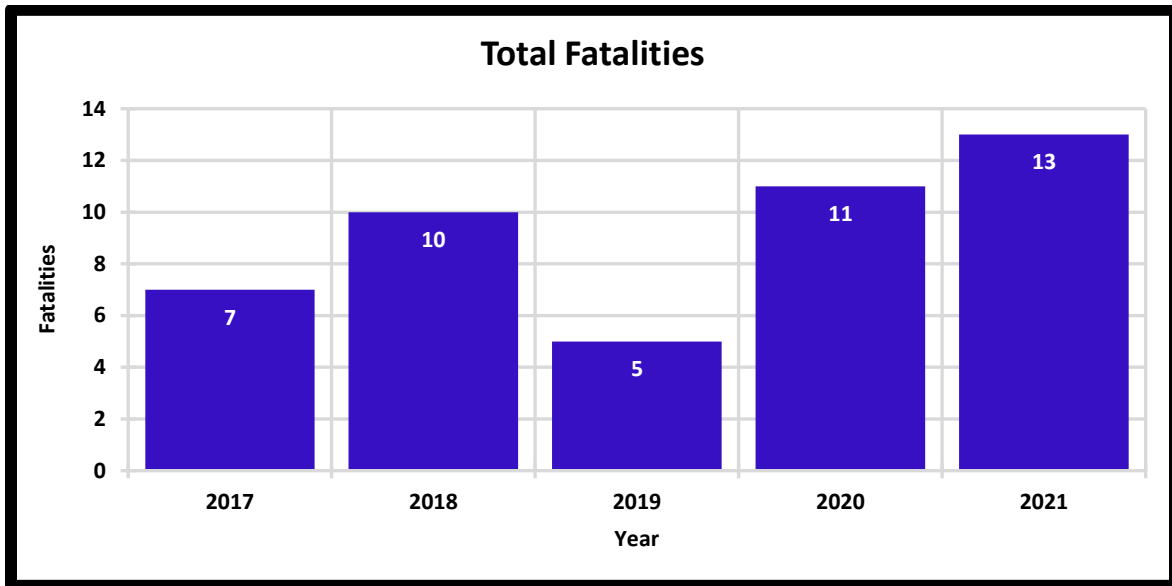
Graph #2

Commonwealth of Pennsylvania



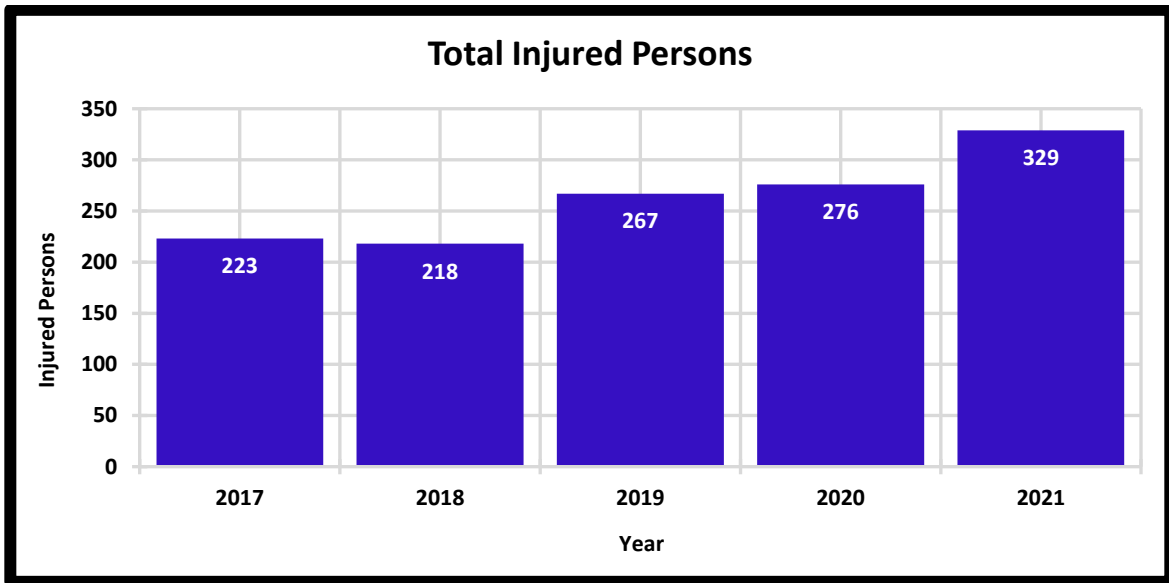
Graph #3

Commonwealth of Pennsylvania



Graph #4

Commonwealth of Pennsylvania



Graph #5

APPENDIX C


CROSS-TABULATION ANALYSIS

Commonwealth of Pennsylvania

APPREHENSION - TYPE OF VEHICLE PURSUED

	AUTO	MC	OTHER	VAN/PU/SUV	TT/ST
Delayed	133	42	12	51	1
During	742	100	27	421	3
Escaped on Foot	68	9	1	38	0
Eluded	233	93	24	71	0
Terminated	280	118	26	121	1
Totals	1,456	362	90	702	5

Figure #19



Pursuit Report

Commonwealth of Pennsylvania

CRASH - TYPE OF VEHICLE PURSUED

	AUTO	MC	OTHER	VAN/PU/SUV	TT/ST
None	1,008	292	74	455	3
Crashes	448	70	16	247	2
Totals	1,456	362	90	702	5

Figure #20



Pursuit Report

Commonwealth of Pennsylvania

REASON TERMINATED – TYPE OF VEHICLE PURSUED

	AUTO	MC	OTHER	VAN-PU-SUV	TT/ST
Abandoned	67	21	3	36	0
Stopped by Collision	221	34	8	122	0
Discontinued	560	224	60	212	2
Induced Stop	115	6	2	74	1
Police Vehicle Disabled	6	1	0	4	1
Violator Vehicle Disabled	110	27	9	61	0
Stopped Voluntarily	368	46	8	192	1
Police Crash	9	3	0	1	0
Totals	1,456	362	90	702	5


Figure #21

Commonwealth of Pennsylvania

REASON INITIATED – APPREHENSION

	Delayed	During	Escaped	Eluded	Terminated
DUI or Suspected DUI Operator	34	231	7	15	25
Felony Criminal Offenses	23	169	16	47	48
Misdemeanor Criminal Offenses	22	85	3	30	24
Other Traffic Offenses	134	675	65	281	372
Stolen or Suspected Stolen Vehicle	20	80	19	28	47
Summary Criminal Offenses	6	53	6	20	30
Totals	239	1,293	116	421	546

Figure #22



Commonwealth of Pennsylvania

REASON INITIATED – CRASH

	Initiated	Crash*	%
DUI or Suspected DUI Operator	312	115	36.86%
Felony Criminal Offenses	303	129	42.57%
Misdemeanor Criminal Offenses	164	51	31.10%
Other Traffic Offenses	1,527	377	24.69%
Stolen or Suspected Stolen Vehicle	194	83	42.78%
Summary Criminal Offenses	115	28	24.35%
Totals	2,615	783	29.94%

Figure #23

* Indicates number of pursuits where one or more crashes occurred (multiple crashes may occur during a single pursuit).

Commonwealth of Pennsylvania

REASON INITIATED – REASON TERMINATED

	ABAN	CRASH	DISC	INDU	PDIS	POLC	VDIS	VOL
REASON INITIATED								
DUI or Suspected DUI Operator	10	59	62	48	1	0	29	103
Felony Criminal Offenses	18	61	98	33	2	2	25	64
Misdemeanor Criminal Offenses	10	23	61	10	3	1	14	42
Other Traffic Offenses	63	185	714	88	5	10	115	347
Stolen or Suspected Stolen Vehicle	22	45	77	10	0	0	16	24
Summary Criminal Offenses	4	12	46	9	1	0	8	35
Totals:	127	385	1,058	198	12	13	207	615

Figure #24*

* Legend

ABAN = Abandoned
 DISC = Discontinued
 INDUC = Induced
 PDIS = Police Vehicle Disabled
 POLC = Police Crash
 VDIS = Violator Vehicle Disabled
 VOL = Voluntary Stop

APPENDIX D

NON-COMPLIANT LAW ENFORCEMENT AGENCIES

APPENDIX D
NON-COMPLIANT LAW ENFORCEMENT AGENCIES

The following Pennsylvania law enforcement agencies have not notified or certified to the Municipal Police Officers' Education and Training Commission that they have a pursuit policy as required by law:

AGENCY	COUNTY
Berlin Borough Police Department	Somerset
East Washington Borough Police Department	Washington
Elk County Detectives	Elk
Lawrence County District Attorney	Lawrence
Mount Pleasant Borough Police Department	Westmoreland
Nazareth Borough Police Department	Northampton
North Sewickley Township Police Department	Beaver
Penn Borough Police Department	Westmoreland
Tioga Borough Police Department	Tioga
West Wyoming Borough Police Department	Luzerne

APPENDIX E

DEFINITIONS

APPENDIX E DEFINITIONS

The following terms and phrases are utilized in the Pennsylvania Police Pursuit Annual Report. For the purpose of this report, these terms and phrases have the following meanings:

1. **REASON INITIATED:** Offense or suspected offense for which the officer initially decided to pursue the vehicle.
 - A. **DUI OR SUSPECTED DUI:** The driver was known to be or suspected of driving under the influence of alcohol or controlled substance.
 - B. **OTHER TRAFFIC:** Any other traffic violation except driving under the influence of alcohol or controlled substance.
 - C. **SUMMARY CRIMINAL:** Any known or suspected summary criminal offense.
 - D. **MISDEMEANOR CRIMINAL:** Any known or suspected misdemeanor criminal offense.
 - E. **FELONY CRIMINAL:** Any known or suspected felony criminal offense, except those relating to known or suspected stolen vehicles.
 - F. **STOLEN OR SUSPECTED:** The vehicle is known to be or suspected of being stolen.

2. **TYPE OF VEHICLE PURSUED:**
 - A. **AUTOMOBILE:** Passenger cars and minivans, regardless of the manner in which they are registered.
 - B. **VAN/PICK-UP/SUV:** Full-size vans, all pick-up trucks, and sport-utility vehicles (even though they may be registered as station wagons).
 - C. **MOTORCYCLE:** All two-wheeled motorcycles, mopeds, and motor-driven pedal cycles.
 - D. **OTHER:** All other vehicles.

E. **TT OR TT/STLR:** Tractor Trailer, Tractor Semi-Trailer, or any other type of commercially registered vehicles.

3. **APPREHENSION:**

A. **NONE – VIOLATOR SUCCESSFULLY ELUDED POLICE:** Self-explanatory.

B. **NONE – DECISION MADE TO TERMINATE:** The pursuit was terminated due to a decision made by the pursuing officer(s) or by their supervisor(s), even though the officer(s) was able to continue the pursuit.

C. **NONE – STOPPED BUT ESCAPED ON FOOT:** The violator vehicle was stopped, but the violator escaped on foot.

D. **APPREHENDED DURING PURSUIT:** The violator was apprehended during the pursuit. This includes during any foot pursuit or search.

E. **DELAYED – AFTER TERMINATION OF PURSUIT:** The violator was apprehended after the pursuit was terminated. This includes cases in which the violator was identified through investigation, or the violator was identified during the pursuit and a decision was made to terminate the pursuit. The violator is then apprehended at a later time.

4. **REASON TERMINATED:**

A. **PURSUIT DISCONTINUED:** Self-explanatory.

B. **POLICE CRASH:** The pursuit was terminated because the pursuing police vehicle was involved in a crash.

C. **POLICE VEHICLE DISABLED:** The pursuit was terminated because the pursuing police vehicle suffered a mechanical failure other than that caused by a crash.

D. **VIOLATOR STOPPED VOLUNTARILY:** The violator stopped voluntarily, without the use of road spikes, roadblocks, induced stops, or other apprehension techniques, and surrendered.

- E. **VIOLATOR ABANDONED VEHICLE:** The violator stopped voluntarily, then fled on foot.
 - F. **VIOLATOR STOPPED – CRASH:** The violator was involved in a crash which ended the pursuit.
 - G. **VIOLATOR VEHICLE DISABLED:** The pursuit was terminated because the violator vehicle suffered mechanical failure other than that caused by a crash, or other police action.
 - H. **STOPPED BY OTHER POLICE ACTION:** The violator was stopped by apprehension techniques other than trailing pursuit (e.g., legal intervention, roadblock, tire deflation device).
5. **CRASH TYPE:**
- A. **NO CRASH:** Self-explanatory.
 - B. **VIOLATOR CRASH:** A crash involving only the violator vehicle.
 - C. **POLICE CRASH:** A crash involving only a pursuing police vehicle(s).
 - D. **UNINVOLVED CRASH:** A crash involving only a vehicle(s) not involved in the pursuit.
 - E. **VIOLATOR – POLICE CRASH:** A crash involving the violator and pursuing police vehicle(s).
 - F. **VIOLATOR – UNINVOLVED CRASH:** A crash involving the violator vehicle and an occupied vehicle(s) not involved in the pursuit.
 - G. **UNINVOLVED – POLICE CRASH:** A crash involving an occupied vehicle(s) not involved in the pursuit and a pursuing police vehicle(s).
 - H. **VIOLATOR – POLICE DEL. INT. (Deliberate Intent):** Violator vehicle was deliberately driven into a police vehicle.

- I. **VIOLATOR – UNINVOLVED DEL. INT. (Deliberate Intent):** Violator vehicle was deliberately driven into an uninvolved vehicle.
 - J. **POLICE – VIOLATOR LEGAL INT. (Legal Intervention):** Police vehicle was deliberately driven into the violator vehicle as an act of legal intervention.
6. **APPREHENSION TECHNIQUES:**
- A. **TRAILING PURSUIT:** Following a violator vehicle in an attempt to stop it.
 - B. **ROAD SPIKES/TIRE DEFLATION DEVICE:** Road fangs, spike strips, stop sticks, or other devices used to deflate the tires of a pursued vehicle.
 - C. **PARTIAL ROADBLOCK:** A roadblock intended to stop or slow the pursued vehicle while allowing the vehicle to pass through or around the roadblock.
 - D. **TOTAL ROADBLOCK:** A roadblock which completely blocks the pursued vehicle's path, preventing the vehicle from passing through or around the roadblock without striking the roadblock.
 - E. **ROLLING ROADBLOCK:** One or more police vehicles being driven in front of, and in the same direction as, the pursued vehicle. The police vehicles are then slowed to force the pursued vehicle to stop.
 - F. **OTHER INDUCED STOP:** One or more police vehicles being used to force the pursued vehicle to stop. For the purpose of this report, in an induced stop, there is no attempt to make contact with the pursued vehicle.
 - G. **LEGAL INTERVENTION:** For the purpose of this report, deliberately driving a police vehicle into the violator vehicle in an attempt to stop the vehicle.
 - H. **FIREARMS:** Firearms or long guns discharged at the pursued vehicle or driver.
 - I. **AIR SUPPORT:** Assistance in pursuit is provided by any type of aircraft.

7. **NONPURSUIT-RELATED CHARGES:** Charges filed against the operator and/or occupants of the pursued vehicle which are not a result of their conduct during the pursuit.
8. **CC:** Pennsylvania Crimes Code (Title 18).
9. **CS:** The Controlled Substance, Drug, Device and Cosmetic Act (Act 64).
10. **FW:** Fireworks Law.
11. **GM:** Game Law.
12. **LL:** Liquor Law.
13. **VC:** Pennsylvania Vehicle Code (Title 75).
14. **PURSUIT-RELATED CHARGES:** Charges relating to the violator's operation of the pursued vehicle during the pursuit.
15. **OTHER PURSUIT-RELATED CHARGES:** Additional charges relating to the violator's operation of the pursued vehicle during the pursuit.
16. **HIGHWAY:** Type of highway or roadway on which the pursuit started, traveled on during the pursuit, and on which the pursuit ended.
17. **MARKED VEHICLES DIRECTLY INVOLVED:** The total number of marked police vehicles directly involved in the pursuit.
18. **UNMARKED VEHICLES DIRECTLY INVOLVED:** The total number of unmarked police vehicles directly involved in the pursuit.
19. **INJURIES:**
 - A. **VIOLATOR:** Total number of persons in the violator vehicle who received nonfatal injuries resulting from vehicular operation during the pursuit.
 - B. **POLICE:** Total number of persons in police vehicle(s) who received nonfatal injuries resulting from vehicular operation during the pursuit.

- C. **UNINVOLVED:** Total number of uninvolved persons who received nonfatal injuries resulting from vehicular operation during the pursuit.
20. **FATALITY:**
- A. **VIOLATOR:** Total number of persons in the violator vehicle who died as a direct result of vehicular operation during the pursuit.
 - B. **POLICE:** Total number of persons in the police vehicle(s) who died as a direct result of vehicular operation during the pursuit.
 - C. **UNINVOLVED:** Total number of uninvolved persons who died as a direct result of vehicular operation during the pursuit.
21. **PROPERTY DAMAGE:** Estimated dollar value of property damage, in hundreds, to violator vehicle(s), police vehicle(s), and uninvolved property resulting from the pursuit.
22. **PERSONS IN PURSUED VEHICLE ARRESTED:** Self-explanatory.

23. RELATED CRIMES CODE VIOLATIONS:

CC09: Inchoate Crime

- 0901 Criminal Attempt
- 0903 Criminal Conspiracy
- 0907 Possessing Instruments of Crime
- 0908 Prohibited Offensive Weapons

CC25: Criminal Homicide

- 2501 Criminal Homicide
- 2502 Murder
- 2504 Involuntary Manslaughter

CC27: Assault

- 2701 Simple Assault
- 2702 Aggravated Assault
- 2705 Recklessly Endangering Another Person
- 2706 Terroristic Threats
- 2709 Harassment and Stalking

CC29: Kidnapping

- 2901 Kidnapping
- 2902 Unlawful Restraint

CC33: Arson, Criminal Mischief and Other Property Destruction

- 3302 Causing or Risking Catastrophe
- 3303 Failure to Prevent Catastrophe
- 3304 Criminal Mischief
- 3309 Agricultural Vandalism

CC35: Burglary and Other Criminal Intrusion

- 3502 Burglary
- 3503 Criminal Trespass

CC37: Robbery

- 3701 Robbery
- 3702 Robbery of Motor Vehicle

CC39: Theft and Related Offenses

- 3921 Theft by Unlawful Taking or Disposition
- 3925 Receiving Stolen Property
- 3926 Theft of Services
- 3928 Unauthorized Use of Automobiles and Other Vehicles
- 3929 Retail Theft

CC41: Forgery and Fraudulent Practices

- 4101 Forgery
- 4105 Bad Checks

CC43: Offenses against the Family

- 4303 Concealing Death of Child
- 4304 Endangering Welfare of Children

CC49: Falsification and Intimidation

- 4904 Unsworn Falsification to Authorities
- 4906 False Reports to Law Enforcement Authorities

CC51: Obstructing Governmental Operations

- 5104 Resisting Arrest or Other Law Enforcement
- 5105 Hindering Apprehension or Prosecution

- 5121 Escape
- 5126 Flight to Avoid Apprehension, Trial or Punishment

CC55: Riot, Disorderly Conduct and Related Offenses

- 5503 Disorderly Conduct
- 5505 Public Drunkenness and Similar Misconduct

CC61: Firearms and Other Dangerous Articles

- 6103 Crimes Committed with Firearms
- 6106 Firearms not to be Carried Without a License

CC63: Minors

- 6308 Purchase, Consumption, Possession or Transportation of Liquor or Malt or Brewed Beverages

24. CONTROLLED SUBSTANCE VIOLATIONS:

CS13 (a): Prohibited Acts; Penalties

- 13(a)16 Possession of a Controlled Substance
- 13(a)30 Possession with Intent to Deliver or Manufacture of a Controlled Substance
- 13(a)31 Possession of a Small Amount of Marijuana
- 13(a)32 Possession of Paraphernalia

25. VEHICLE CODE VIOLATIONS:

VC13: Registration of Vehicles

- 1301 Registration and Certificate of Title Required
- 1311 Registration Card to be Signed and Exhibited on Demand
- 1332 Display of Registration Plate
- 1371 Operation Following Suspension of Registration
- 1372 Unauthorized Transfer or Use of Registration

VC15: Licensing of Drivers

- 1501 Drivers Required to be Licensed
- 1503 Persons Ineligible for Licensing; License Issuance to Minors; Junior Driver's License
- 1504 Classes of Licenses
- 1505 Learners' Permits
- 1511 Carrying and Exhibiting Driver's License on Demand
- 1543 Driving While Operating Privilege is Suspended or Revoked
- 1575 Permitting Violation of Title

VC17: Financial Responsibility

- 1786 Required Financial Responsibility

VC31: Obedience to and Effect of Traffic Laws

- 3102 Obedience to Authorized Persons Directing Traffic
- 3111 Obedience to Traffic-Control Devices
- 3112 Traffic-Control Signals
- 3114 Flashing Signals

VC33: Rules of the Road in General

- 3301 Driving on Right Side of Roadway
- 3302 Meeting Vehicle Proceeding in Opposite Direction
- 3303 Overtaking Vehicle on the Left
- 3304 Overtaking Vehicle on the Right
- 3305 Limitations on Overtaking on the Left
- 3306 Limitations on Driving on Left Side of Roadway
- 3307 No-Passing Zones
- 3308 One-Way Roadways and Rotary Traffic Islands
- 3309 Driving on Roadways Laned for Traffic
- 3310 Following Too Closely
- 3311 Driving on Divided Highways
- 3312 Limited Access Highway Entrances and Exits
- 3322 Vehicle Turning Left
- 3323 Stop Signs and Yield Signs
- 3324 Vehicle Entering or Crossing Roadway
- 3325 Duty of Driver on Approach of Emergency Vehicle
- 3331 Required Position and Method of Turning
- 3334 Turning Movements and Required Signals
- 3361 Driving Vehicle at Safe Speed
- 3362 Maximum Speed Limits
- 3367 Racing on Highways

VC35: Special Vehicles and Pedestrians

- 3523 Operating Motorcycles on Roadways Laned for Traffic
- 3525 Protective Equipment for Motorcycle Riders
- 3546 Driving Through or Around Safety Zone

VC37: Miscellaneous Provisions

- 3701 Unattended Motor Vehicle
- 3702 Limitations on Backing
- 3703 Driving Upon Sidewalk
- 3714 Careless Driving
- 3717 Trespass by Motor Vehicle
- 3732 Homicide by Vehicle
- 3733 Fleeing or Attempting to Elude Police Officer
- 3734 Driving without Lights to Avoid Identification or Arrest
- 3735 Homicide by Vehicle While DUI
- 3735.1 Aggravated Assault by Vehicle While DUI
- 3736 Reckless Driving
- 3743 Accidents Involving Damage to Attended Vehicle or Property
- 3745 Accidents Involving Damage to Unattended Vehicle or Property

VC38: Driving after Imbibing Alcohol or Utilizing Drugs

- 3802 Driving Under Influence of Alcohol or Controlled Substance

VC41: Equipment Standards

- 4107 Unlawful Activities

VC47: Inspection of Vehicles

- 4703 Operation of Vehicle Without Official Certificate of Inspection
- 4730 Violations of Use of Certificate of Inspection

VC71: Vehicle Theft and Related Provisions

- 7122 Altered, Forged or Counterfeit Documents and Plates
- 7124 Fraudulent Use or Removal of Registration Plate

VC77: Snowmobiles and All-Terrain Vehicles

- 7721 Operation on Streets and Highways