

PENNSYLVANIA POLICE PURSUITS

2017

ANNUAL REPORT



*Prepared by: Pennsylvania State Police
Bureau of Research and Development*

EXECUTIVE SUMMARY

The Pennsylvania Vehicle Code defines a pursuit as "an active attempt by a police officer operating a motor vehicle to apprehend one or more occupants of a motor vehicle when the driver of the vehicle is resisting the apprehension by maintaining or increasing his speed or by ignoring the police officer's audible or visual signal to stop." Since 1996, the Vehicle Code has required police departments in Pennsylvania to make a record of all vehicle pursuits and to report them to the Pennsylvania State Police.

Police officers in Pennsylvania reported a total of 1,807 pursuits in 2017. The following are noteworthy statistics taken from this report:

- 🔊 7 individuals were killed as a result of pursuit-related crashes. Of the 7 fatalities, 6 were violators; 1 was an uninvolved person; and 0 were police officers.

- 🔊 588 pursuits resulted in a total of 778 crashes (more than one crash may occur during a single pursuit), with 191 of the pursuits resulting in injury to the violator, police, and/or uninvolved persons.

- 🔊 62.65% of pursuits resulted in the apprehension of one or more violators. 54.34% of the pursuits were accomplished using a trailing pursuit, the least forceful technique.

PENNSYLVANIA POLICE PURSUIT ANNUAL REPORT

Pennsylvania Consolidated Statutes, Title 75, the Pennsylvania Vehicle Code, §6341-§6345 requires police agencies within the Commonwealth to make a record of all motor vehicle pursuits and to report this data to the Pennsylvania State Police (PSP). The PSP is required to collect these reports, analyze the data, and compile and publish an annual summary of the findings.

The purpose of the detailed analysis contained within the Pennsylvania Police Pursuit Annual Report is to help identify both positive and negative factors influencing the outcome of vehicular pursuits, validate or refute the merits of pursuit policies and apprehension techniques, and recognize training successes and deficiencies. The analysis of pursuit statistics enhances the safety of police officers and the public they serve.

The information contained in this report is broken down into three major sections:

- 📊 Pursuit Factor Analysis
- 📊 Five-Year Trend Analysis
- 📊 Cross-Tabulation Analysis

Pursuit Factor Analysis examines the dynamics involved before, during, and after a pursuit was initiated by police. Pursuit Factor Analysis considers variables such as the reasons pursuits were initiated, the types of vehicle pursued, the tactics utilized by police during pursuits, and the reasons pursuits were terminated. Some other pursuit-related aspects analyzed in this section are pursuit-related crashes, injuries, fatalities, and property damage. A summary of Pursuit Factor Analysis is found within this report. Previous year comparison Pursuit Factor Analysis data can be found in Appendix A.

Five-Year Trend Analysis examines pursuit trends over the past five years in five major pursuit factor categories (total number of pursuits, apprehension rates, crash rates, total number of fatalities, and total number of injured persons). By examining these trends, officials can better identify and address successes and deficiencies in pursuit techniques and policies. A Five-Year Trend Analysis can be found in Appendix B.

Cross-Tabulation Analysis breaks down pursuit factor data in relation to one another, providing greater insight into the dynamics of police pursuits. For example, Reason Initiated - Crash Cross-Tabulation Analysis examines the likelihood of pursuit-related crashes based upon the reasons pursuits were initiated. The results of this analysis can reveal valuable information concerning the likelihood of a crash occurring in relation to the reason a pursuit was first initiated (e.g., traffic violation, driving under the influence, stolen vehicle, felony criminal activity). Officials can utilize the results of the Cross-Tabulation Analysis to identify problem areas and make the necessary changes to pursuit policies, training, and techniques. A summary of the Cross-Tabulation Analysis is found within this report. Further details of the Cross-Tabulation Analysis can be found in Appendix C.

A list of Pennsylvania law enforcement agencies who have not notified or certified to the Municipal Police Officers' Education and Training Commission that they have a pursuit policy can be found in Appendix D.

Detailed definitions of terminology contained in this report can be found in Appendix E.

PURSUIT FACTOR ANALYSIS

Pursuit factors listed in this section were compiled and analyzed from data obtained from the Pennsylvania Police Pursuit Reporting System. These factors were comprehensively analyzed by combining pursuit reports from municipal police departments and the PSP.

Due to the lack of a national pursuit database, and because law enforcement agencies maintain different reporting procedures, there is little comparative information available for use in conducting extensive analytical research on this subject. However, several independent studies revealed similar results as Pennsylvania in the analysis of certain pursuit factors such as apprehension, collision, and fatality rates.

Pursuit factor data for calendar year 2017 is provided below. Previous-year data is provided for comparison in Appendix A. A Five-Year Trend Analysis is contained in Appendix B.

Reason Initiated:

The most common reason for a pursuit to be initiated was for other traffic offenses, such as exceeding the maximum speed limit, stop sign and yield sign violations, etc. (Appendix A, Fig. 1). These factors accounted for 54.45% of all pursuits.

Driving under the influence (DUI) or suspected DUI operator were the second highest cause, accounting for 14.00% of initiated pursuits, while 13.95% of pursuits originated due to felony criminal offenses (Appendix A, Fig. 1).

Apprehension:

This pursuit factor was designed to identify the number and percentage of pursuits that resulted in a violator's arrest. Furthermore, if a violator was not arrested, this factor serves to identify why an arrest was not made. More than half of the pursuits (52.30%) ended with an apprehension during the pursuit. In addition, 10.35% of pursuits resulted in a delayed apprehension. By combining "during" and "delayed" apprehensions, approximately 62.65% of all pursuits resulted in an arrest (Appendix A, Fig. 2).

Reason Terminated:

This pursuit factor categorizes the reasons why pursuits were terminated or what factors caused a pursuit to end.

Of the 1,807 pursuits, 32.71% were discontinued by the police. Pursuits were discontinued for a number of reasons, including officer/supervisor decision to end the pursuit, the violator eluded the police, etc. (Appendix A, Fig. 3).

26.01% of pursuits were ended because the violator stopped voluntarily. Stopped by collision accounted for 15.88% of all terminated pursuits (Appendix A, Fig. 3).

Crash Type:

67.46% of the reported pursuits ended without a collision. Of the 1,807 total pursuits, 588 resulted in a total of 778 crashes. The following is a breakdown of the types of crashes that were reported (Appendix A, Fig. 4). More than one crash may occur during a single pursuit.

- Violator Crash 408
- Police Crash 34
- Uninvolved Crash 17
- Violator/Police Crash 45
- Violator/Uninvolved Unoccupied Crash 59
- Violator/Uninvolved Occupied Crash 74
- Violator/Police Deliberate Intent 35
- Violator/Uninvolved Deliberate Intent 5
- Police/Violator Legal Intervention 80
- Uninvolved/Police Crash 5
- Police/Tire Deflation Deployment Crash 1
- Uninvolved/Tire Deflation Deployment Crash 1
- Violator/Tire Deflation Deployment Crash 14

Ending Apprehension:

This pursuit factor measures what apprehension techniques police utilized to end each pursuit. Over half (54.34%) of all pursuits ended as a result of a trailing pursuit. Pursuit data analysis reveals that police utilized minimum or no force in the majority of pursuits (Appendix A, Fig. 5).

Violators Arrested:

The majority of pursuits ended with the apprehension of the fleeing violator. Of the reported pursuits, 58.49% involved the arrest of one offender, while 11.90% involved the arrest of multiple violators (Appendix A, Fig. 6).

Type of Police Vehicle:

Marked police vehicles were solely involved in 82.29% of the pursuits; 8.41% involved unmarked police vehicles only; and 9.30% utilized both marked and unmarked vehicles (Appendix A, Fig. 7).

Type of Vehicle Pursued:

Pursuit analysis indicates that 61.37% of police pursuits involved automobiles, 10.63% involved motorcycles, and 25.46% involved vans, pick-ups or sport-utility vehicles (Appendix A, Fig. 8).

Number of Injuries:

Of the 1,807 initiated pursuits, 191, or 10.57%, resulted in injuries to 223 persons (more than one injury can occur in a single pursuit). Of the 223 injured persons, 152 were violators, 35 were police officers, and 36 were uninvolved persons (Appendix A, Fig. 9).

Number of Fatalities:

There were 7 deaths that occurred during police pursuits in 2017. A breakdown of the fatalities is as follows: 6 violator deaths, 1 uninvolved person death, and 0 police deaths (Appendix A, Fig. 10).

Property Damage:


Violators incurred an average of \$56,104.71 in property damage per pursuit; police incurred an average of \$539.90 in damage per pursuit; and uninvolved persons incurred an average of \$471.60 in property damage per pursuit (Appendix A, Fig. 11).

Nonpursuit-Related Offenses:

Nonpursuit-related offenses represent those violations which did not occur during the pursuit but occurred prior to the encounter, during initiation, or at the apprehension stage of the pursuit. Nonpursuit-related Vehicle Code violations occurred in 77.37% of the reported pursuits; nonpursuit-related Crimes Code violations occurred in 32.71% of the reported pursuits; and nonpursuit-related controlled substance offenses occurred in 28.33% of reported pursuits (Appendix A, Fig. 12).

Vehicle Code violations were heavily concentrated in Chapter 15 and Chapter 38. Violations primarily consisted of the following offenses (Appendix A, Fig. 14):

Chapter 15

-  Drivers Required to be Licensed
-  Driving While Operating Privilege is Suspended or Revoked




Chapter 38

-  Driving Under Influence of Alcohol or Controlled Substance

Criminal violations were heavily concentrated in Chapter 39 of the Pennsylvania Crimes Code. Chapter 39 violations primarily consisted of the following offenses (Appendix A, Fig. 15):

-  Theft by Unlawful Taking or Disposition
-  Receiving Stolen Property
-  Unauthorized Use of Automobiles and Other Vehicles

Controlled substance violations were heavily concentrated in Sections CS13(a)16, CS13(a)31, and CS13(a)32. These sections are comprised of the the following offenses (Appendix A, Fig. 16):

-  CS13(a)16 Possession of a Controlled Substance
-  CS13(a)31 Possession of Small Amount of Marijuana
-  CS13(a)32 Possession of Paraphernalia

Pursuit-Related Offenses:

Pursuit-related offenses represent those violations committed during the course of a pursuit (Appendix A, Fig. 13).

Pursuit-related Vehicle Code offenses were primarily comprised of Chapter 33 and Chapter 37 violations. Chapter 33 and Chapter 37 violations encompass the following offenses (Appendix A, Fig. 17):

Chapter 33

- ☛ Driving on Right Side of Roadway
- ☛ Limitations on Driving on Left Side of Roadway
- ☛ No-Passing Zones
- ☛ One-way Roadways and Rotary Traffic Islands
- ☛ Driving on Roadways Laned for Traffic
- ☛ Stop Signs and Yield Signs
- ☛ Duty of Driver on Approach of Emergency Vehicle
- ☛ Turning Movements and Required Signals
- ☛ Driving Vehicle at Safe Speed
- ☛ Maximum Speed Limits

Chapter 37

- ☛ Careless Driving
- ☛ Trespass by Motor Vehicle
- ☛ Homicide By Vehicle
- ☛ Fleeing or Attempting to Elude Police Officer
- ☛ Driving Without Lights to Avoid Identification or Arrest
- ☛ Homicide By Vehicle While DUI
- ☛ Aggravated Assault By Vehicle While DUI
- ☛ Reckless Driving
- ☛ Accidents Involving Damage to Attended Vehicle or Property
- ☛ Accidents involving Damage to Unattended Vehicle or Property

Pursuit-related Crimes Code offenses were primarily comprised of Chapter 27 violations. Chapter 27 violations include the following offenses (Appendix A, Fig. 18):

- ☛ Simple Assault
- ☛ Aggravated Assault
- ☛ Recklessly Endangering Another Person

FIVE-YEAR TREND ANALYSIS

Five-Year Trend Analysis examines pursuit trends over the past five years in five key pursuit factor categories (total number of pursuits, apprehension rates, crash rates, total number of fatalities, and total number of injuries). By examining pursuit trends, officials can better identify and address successes and deficiencies in pursuit techniques and policies. A Five-Year Trend Analysis can be found in Appendix B.

CROSS-TABULATION ANALYSIS

This section analyzes pursuit factors in relation to one another, providing greater insight into the dynamics of police pursuits. This analysis can be found in Appendix C.

Apprehension - Type of Vehicle Pursued:

Most fleeing violators/vehicles are apprehended during police pursuits. Apprehension rates, consisting of "during" and "delayed" apprehensions for the different types of vehicles pursued, were as follows in 2017: automobiles 64.29%; motorcycles 41.67%; vans/pick-ups/sport-utility vehicles 68.04%; other vehicles (example: all-terrain vehicles) 54.55%; and truck-tractor/semitrailers 100.00% (Appendix C, Fig. 19).

Crash - Type of Vehicle Pursued:

The majority of reported pursuits (67.46%) did not involve collisions. 66.28% of pursued automobiles, 81.25% of pursued motorcycles, and 63.48% of pursued vans/pick-ups/sport-utility vehicles were not involved in crashes (Appendix C, Fig. 20).

Reason Terminated - Type of Vehicle Pursued:

Overall, 32.71% of police pursuits were discontinued by the officer(s) involved. In analyzing the reasons why each pursuit was discontinued with respect to the type of vehicle pursued, it was discovered that the greatest percentage of discontinued pursuits (59.90%) involved motorcycles (Appendix C, Fig. 21).

Reason Initiated - Apprehension:

Pursuits initiated because of a DUI or suspected DUI operator resulted in an arrest 78.26% of the time. Apprehension rates for pursuits initiated for felony criminal offenses, misdemeanor criminal offenses, traffic violations, stolen or suspected stolen vehicles, and summary criminal offenses ranged from 56.61% to 71.43% (Appendix C, Fig. 22).

Reason Initiated - Crash:

This comparison examines the likelihood of pursuit-related crashes based upon the reasons pursuits were initiated. The following "reason initiated" categories had the following prevalence of crashes in 2017: DUI or suspected DUI operator 31.23%; felony criminal offenses 44.05%; misdemeanor criminal offenses 34.33%; other traffic offenses 27.54%; stolen or suspected stolen vehicles 49.65%; and summary criminal offenses 25.58% (Appendix C, Fig. 23).

CONCLUSION

Few areas of police work raise as much public scrutiny as police pursuits. The basic dilemma associated with high-speed police pursuits of fleeing individuals is deciding whether the benefits of potential apprehension outweigh the risks to police officers, the public, and the violator(s).

The detailed analysis in this report can be used to help identify both positive and negative factors influencing the outcome of vehicular pursuits, validate or refute the merits of pursuit policies and apprehension techniques, and recognize training successes and deficiencies. It is intended that the statistics gathered will enable police departments throughout the Commonwealth to enhance the safety of their officers and the public they serve.

APPENDIX A

PURSUIT FACTOR ANALYSIS

Commonwealth of Pennsylvania

REASON INITIATED	2017		2016	
	N	%	N	%
DUI or Suspected DUI Operator	253	14.00%	251	13.92%
Felony Criminal Offenses	252	13.95%	235	13.03%
Misdemeanor Criminal Offenses	134	7.42%	155	8.60%
Other Traffic Offenses	984	54.45%	960	53.24%
Stolen or Suspected Stolen Vehicle	141	7.80%	150	8.32%
Summary Criminal Offenses	43	2.38%	52	2.88%

Figure #1



Pursuit Report

Commonwealth of Pennsylvania

APPREHENSION	2017		2016	
	N	%	N	%
Apprehended During Pursuit (Incl. on Foot)	945	52.30%	1,008	55.91%
Delayed - After Termination	187	10.35%	167	9.26%
None - Decision Made to Terminate	322	17.82%	254	14.09%
None - Stopped, but Escaped on Foot	115	6.36%	118	6.54%
None - Violator Successfully Eluded Police	238	13.17%	256	14.20%

Figure #2



Pursuit Report

Commonwealth of Pennsylvania

REASON TERMINATED	2017		2016	
	N	%	N	%
Violator Abandoned Vehicle	142	7.86%	147	8.15%
Crash/Collision (All)	287	15.88%	338	18.75%
Discontinued	591	32.71%	541	30.01%
Other Police Action/Induced	143	7.91%	134	7.43%
Police Vehicle Disabled	10	0.55%	12	0.67%
Violator Vehicle Disabled	164	9.08%	147	8.15%
Voluntary Stop	470	26.01%	484	26.84%

Figure #3



Pursuit Report

Commonwealth of Pennsylvania

CRASH TYPE	2017		2016	
	N	%	N	%
Pursuits Without Crashes	1,219	67.46%	1,176	65.22%
Pursuits With Crashes	588	32.54%	627	34.78%
Police/Tire Deflation Deployment Crash	1	0.13%	7	0.85%
Uninvolved/Tire Deflation Deployment Crash	1	0.13%	1	0.12%
Violator/Tire Deflation Deployment Crash	14	1.80%	11	1.33%
Violator Crash	408	52.44%	425	51.45%
Police Crash	34	4.37%	34	4.12%
Uninvolved Crash	17	2.19%	22	2.66%
Violator/Police Crash	45	5.78%	61	7.38%
Violator/Uninvolved Crashes	133	17.10%	130	15.73%
Violator/Police Deliberate Intent	35	4.50%	40	4.84%
Violator/Uninvolved Deliberate Intent	5	0.64%	7	0.85%
Police/Violator Legal Intervention	80	10.28%	79	9.56%
Uninvolved/Police Crash	5	0.64%	9	1.09%
Total Crashes: *	778		826	

Figure #4

* Multiple crashes may occur during a single pursuit.

Pursuit Report

Commonwealth of Pennsylvania

ENDING APPREHENSION	2017		2016	
	N	%	N	%
None	594	32.87%	596	33.06%
Trailing Pursuit	982	54.34%	984	54.58%
Other Induced Stop	59	3.27%	63	3.49%
Rolling Roadblock	26	1.44%	39	2.16%
Legal Intervention	73	4.04%	65	3.61%
Partial Roadblock	24	1.33%	17	0.94%
Tire Deflation Device	42	2.32%	26	1.44%
Total Roadblock	1	0.06%	3	0.17%
Firearms	3	0.17%	9	0.50%
Air Support	3	0.17%	1	0.06%

Figure #5

Pursuit Report

Commonwealth of Pennsylvania

VIOLATORS ARRESTED/PURSUIT	2017		2016	
	N	%	N	%
Zero Arrested	535	29.61%	505	28.01%
One Arrested	1,057	58.49%	1,097	60.84%
Two Arrested	171	9.46%	150	8.32%
Three Arrested	24	1.33%	37	2.05%
Four Arrested	15	0.83%	8	0.44%
Five Or More Arrested	5	0.28%	6	0.33%
Pursuits With Arrests:	1,272	70.39%	1,298	71.99%

Figure #6

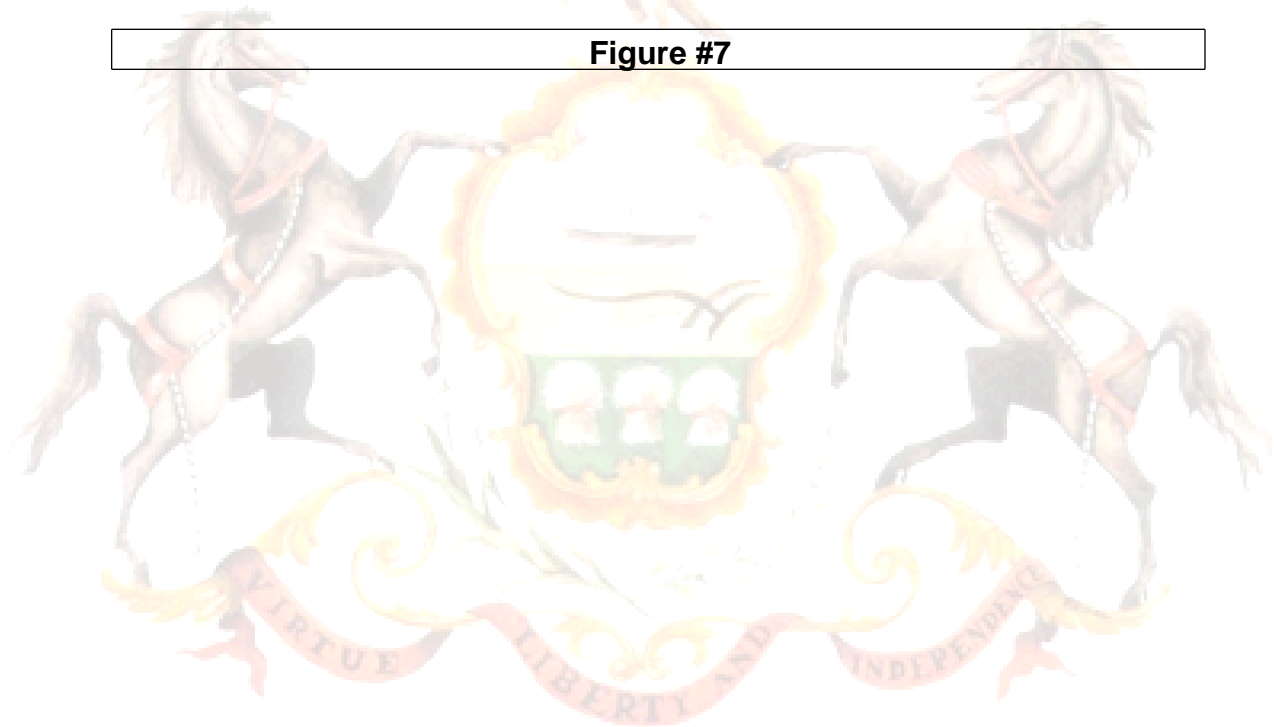


Pursuit Report

Commonwealth of Pennsylvania

TYPE OF POLICE VEHICLE	2017		2016	
	N	%	N	%
Marked And Unmarked	168	9.30%	169	9.37%
Marked	1,487	82.29%	1,518	84.19%
Unmarked	152	8.41%	116	6.43%

Figure #7




Pursuit Report

Commonwealth of Pennsylvania

TYPE OF VEHICLE PURSUED	2017		2016	
	N	%	N	%
Automobile	1,109	61.37%	1,093	60.62%
Motorcycle	192	10.63%	194	10.76%
Other	44	2.43%	41	2.27%
TT or TT/STLR	2	0.11%	4	0.22%
Van/Pickup/SUV	460	25.46%	471	26.12%

Figure #8



Pursuit Report

Commonwealth of Pennsylvania

NUMBER PURSUITS WITH INJURIES	2017		2016	
	N	%	N	%
Pursuits With Injuries	191	10.57%	203	11.26%
Pursuits Without Injuries	1,616	89.43%	1,600	88.74%
Violators Injured	152	68.16%	157	71.69%
Police Officers Injured	35	15.70%	37	16.89%
Uninvolved Persons Injured	36	16.14%	25	11.42%
Total Injured: *	223	100.00%	219	100.00%

Figure #9

* Multiple injuries may occur during a single pursuit.



Pursuit Report

Commonwealth of Pennsylvania

NUMBER OF PURSUITS WITH FATALITIES	2017		2016	
	N	%	N	%
Pursuits With Fatalities	7	0.39%	3	0.17%
Pursuits Without Fatalities	1,800	99.61%	1,800	99.83%
Violator Fatalities	6	85.71%	3	100.00%
Police Fatalities	0	0.00%	0	0.00%
Uninvolved Person Fatalities	1	14.29%	0	0.00%
Total Fatalities: *	7	100.00%	3	100.00%

Figure #10

* More than one fatality may occur during a single pursuit.



Pursuit Report

Commonwealth of Pennsylvania

	2017	2016
PROPERTY DAMAGE TOTALS		
Violator Damage	\$101,381,207.00	\$1,601,702.00
Police Damage	\$975,603.00	\$824,137.00
Uninvolved Damage	\$852,183.00	\$1,060,659.00

Damage Rate Per Pursuit:

Violator Damage	\$56,104.71	\$888.35
Police Damage	\$539.90	\$457.09
Uninvolved Damage	\$471.60	\$588.27

Figure #11




Pursuit Report

Commonwealth of Pennsylvania

	2017	2016
TYPES OF NONPURSUIT-RELATED OFFENSES	Pursuits	Pursuits
Crimes Code	591	564
Vehicle Code	1,398	1,318
Controlled Substance	512	410

Figure #12

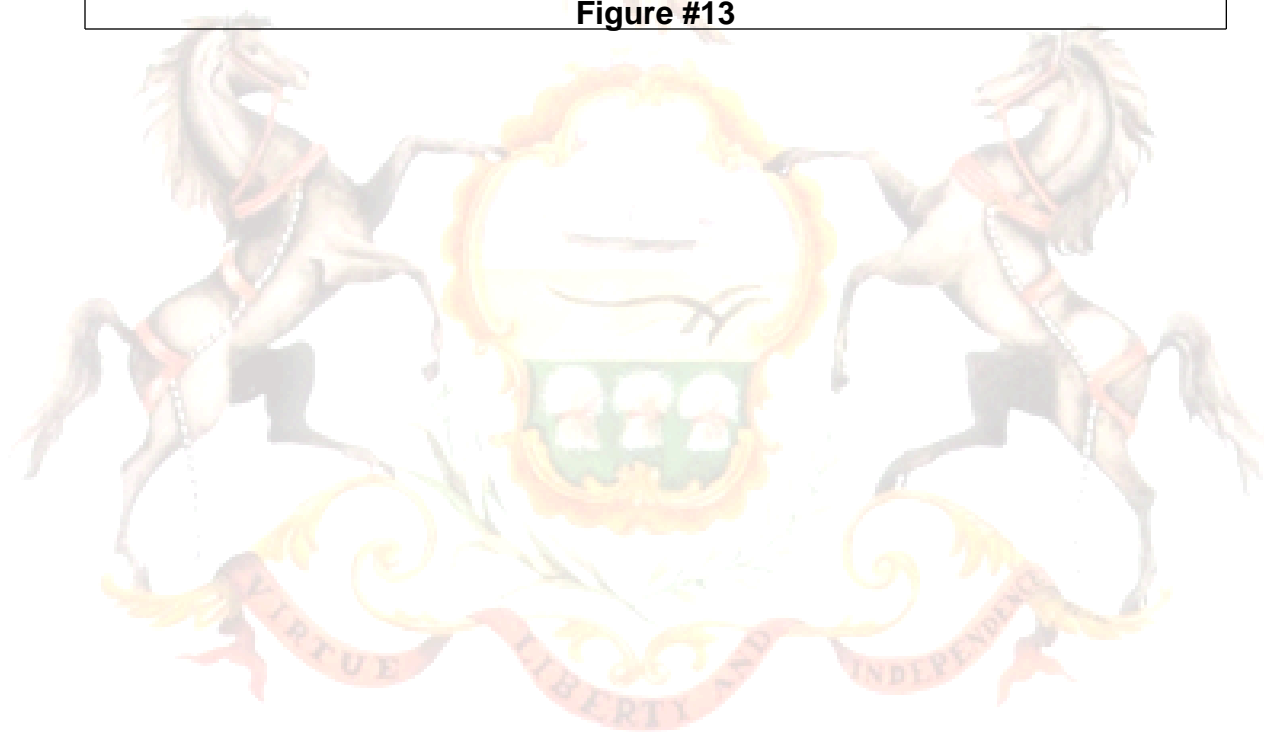


Pursuit Report

Commonwealth of Pennsylvania

	2017	2016
TYPES OF PURSUIT-RELATED OFFENSES	Offenses	Offenses
Crimes Code	893	900
Vehicle Code	6,570	6,365

Figure #13



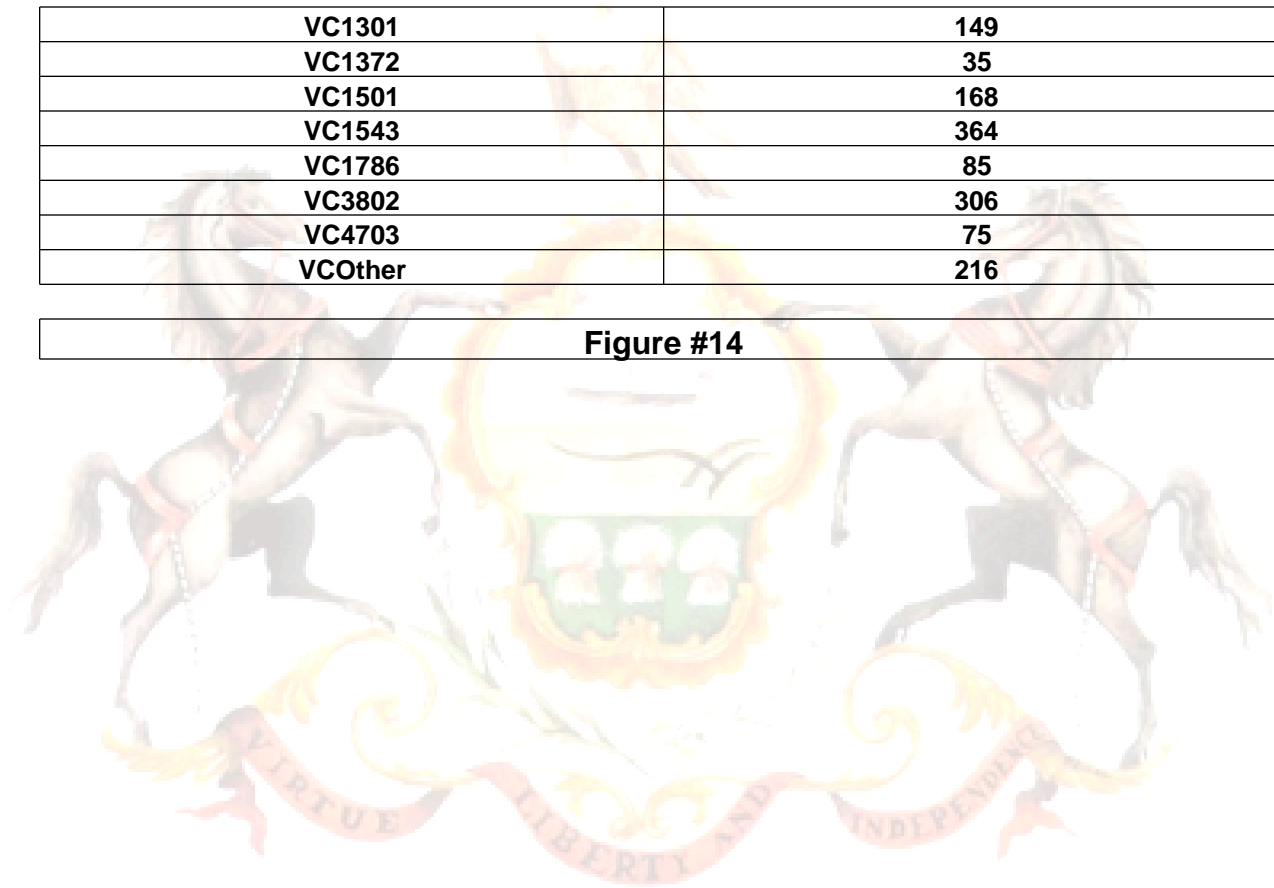
Pursuit Report

Commonwealth of Pennsylvania

TYPES OF NONPURSUIT-RELATED VEHICLE CODE OFFENSES

VC1301	149
VC1372	35
VC1501	168
VC1543	364
VC1786	85
VC3802	306
VC4703	75
VCOther	216

Figure #14



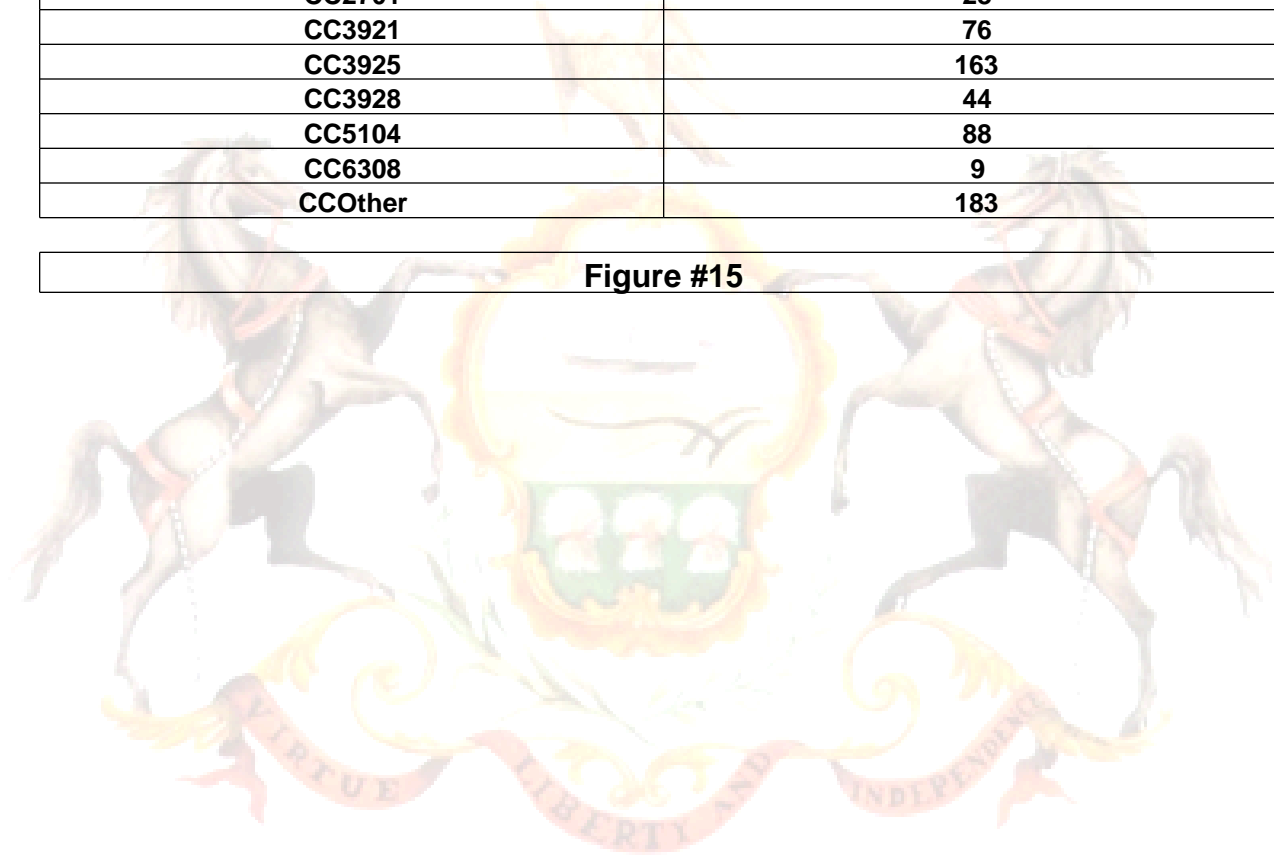
Pursuit Report

Commonwealth of Pennsylvania

TYPES OF NONPURSUIT-RELATED CRIMES CODE OFFENSES

CC2701	28
CC3921	76
CC3925	163
CC3928	44
CC5104	88
CC6308	9
CCOther	183

Figure #15




Pursuit Report

Commonwealth of Pennsylvania

TYPES OF NONPURSUIT-RELATED CONTROLLED SUBSTANCE OFFENSES

CS13(a)00	15
CS13(a)16	138
CS13(a)30	78
CS13(a)31	108
CS13(a)32	166
CSOther	7

Figure #16



Pursuit Report

Commonwealth of Pennsylvania

TYPES OF PURSUIT-RELATED VEHICLE CODE OFFENSES

VC3111	212
VC3112	306
VC3301	211
VC3306	89
VC3307	98
VC3308	88
VC3309	301
VC3323	522
VC3325	159
VC3334	321
VC3361	485
VC3362	312
VC3714	675
VC3717	36
VC3732	1
VC3733	1,362
VC3734	71
VC3735	1
VC3735.1	8
VC3736	836
VC3743	100
VC3745	109
VCOther	267

Figure #17


Pursuit Report

Commonwealth of Pennsylvania

TYPES OF PURSUIT-RELATED CRIMES CODE OFFENSES

CC2701	27
CC2702	87
CC2705	406
CC3304	32
CC5104	150
CC5503	59
CCOther	132

Figure #18

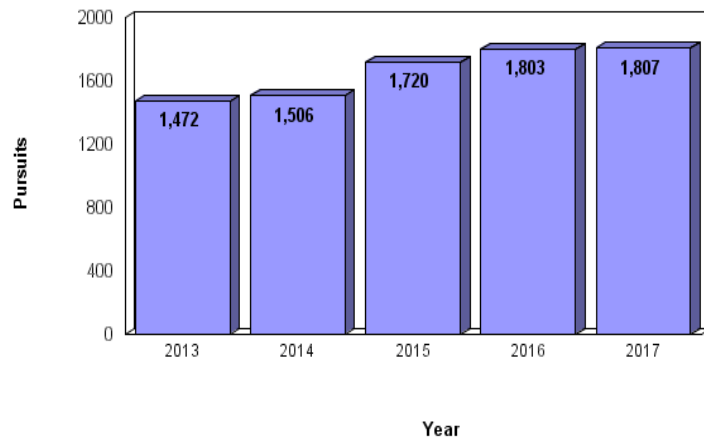


Pursuit Report

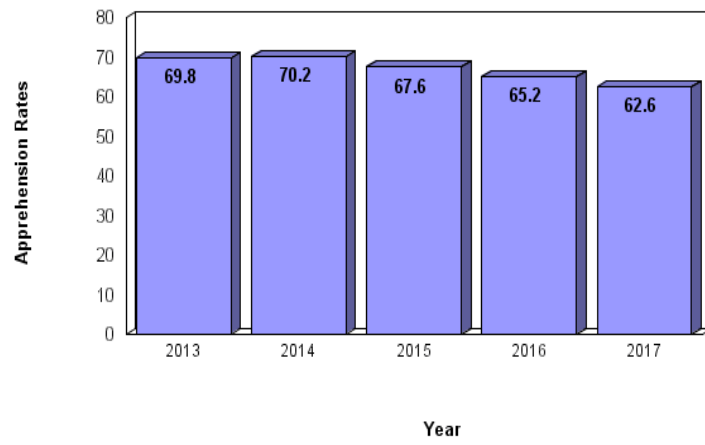
APPENDIX B

FIVE-YEAR TREND ANALYSIS

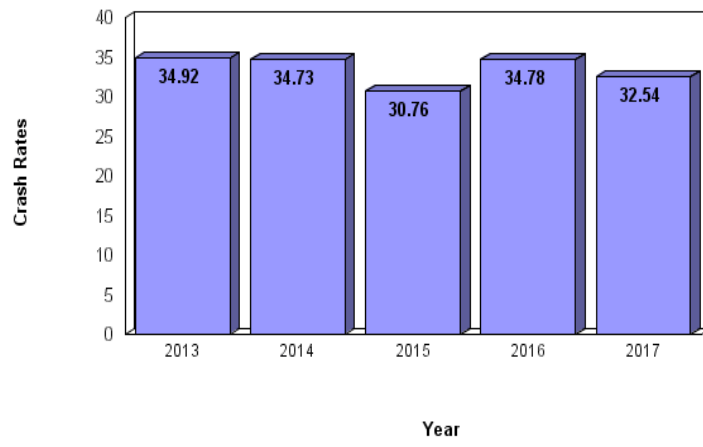
Trends Total Pursuits



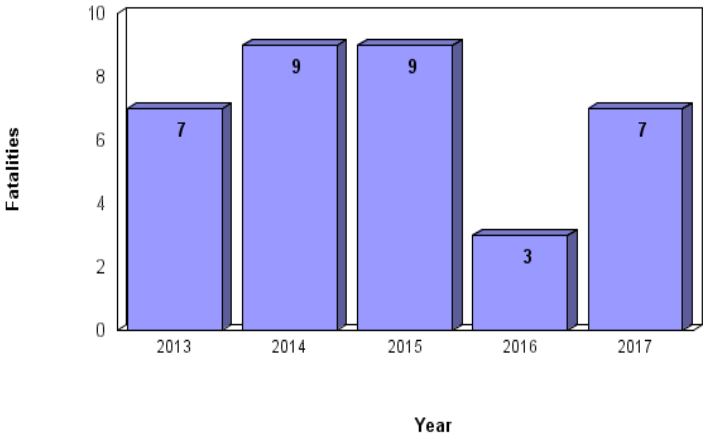
Trends Apprehension Rates



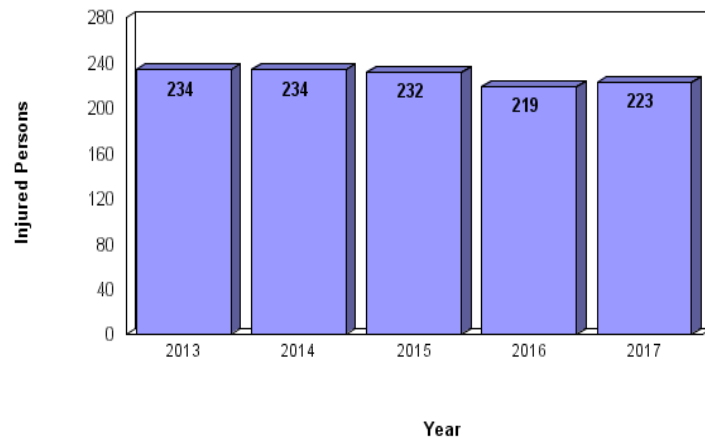
Trends Crash Rates



Trends Total Fatalities



Trends Total Injured Persons



APPENDIX C

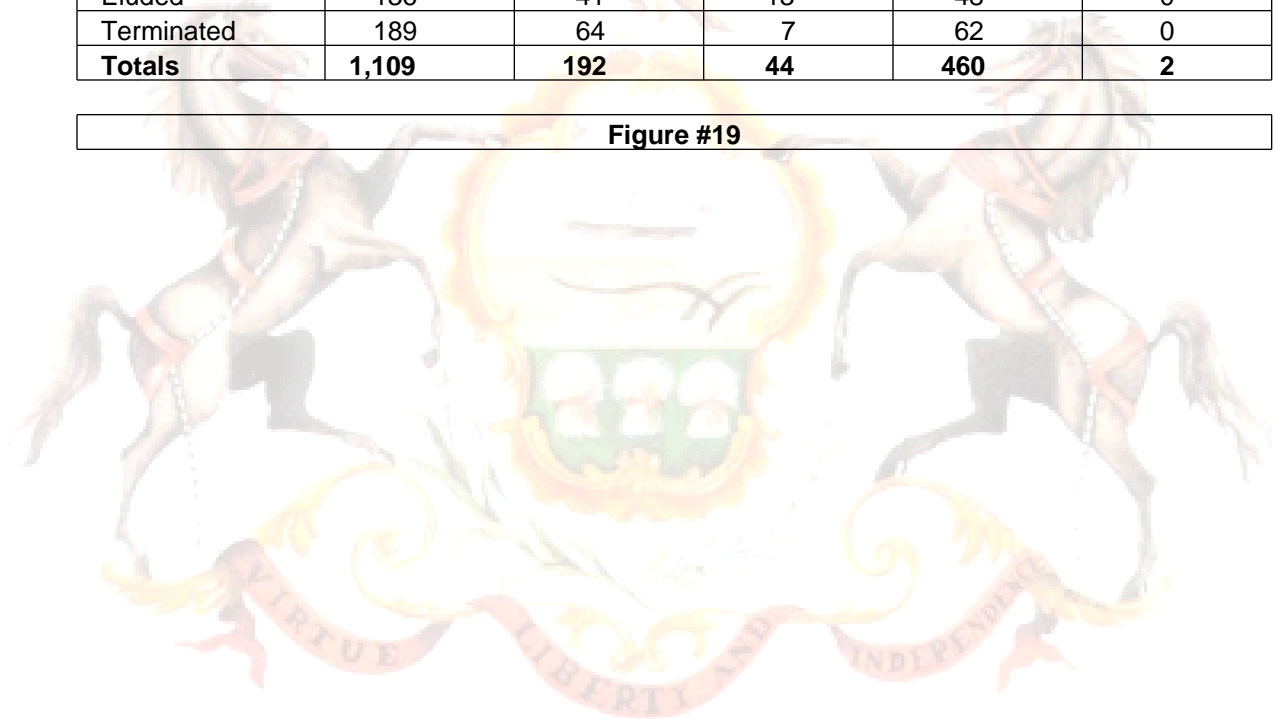
**CROSS-TABULATION
ANALYSIS**

Commonwealth of Pennsylvania

APPREHENSION - TYPE OF VEHICLE PURSUED

	AUTO	MC	OTHER	VAN-PU-SUV	TT/ST
Delayed	110	22	6	48	1
During	603	58	18	265	1
Escaped on Foot	71	7	0	37	0
Eluded	136	41	13	48	0
Terminated	189	64	7	62	0
Totals	1,109	192	44	460	2

Figure #19




Pursuit Report

Commonwealth of Pennsylvania

CRASH - TYPE OF VEHICLE PURSUED

	AUTO	MC	OTHER	VAN-PU-SUV	TT/ST
None	735	156	34	292	2
Crashes	374	36	10	168	0
Totals	1,109	192	44	460	2

Figure #20



Pursuit Report

Commonwealth of Pennsylvania

REASON TERMINATED - TYPE OF VEHICLE PURSUED

	AUTO	MC	OTHER	VAN-PU-SUV	TT/ST
Abandoned	85	14	1	42	0
Stopped by Collision	181	24	3	72	0
Discontinued	344	115	21	111	0
Induced Stop	80	6	4	53	0
Police Vehicle Disabled	8	0	1	1	0
Violator Vehicle Disabled	103	8	5	48	0
Stopped Voluntarily	303	25	9	131	2
Police Crash	5	0	0	2	0
Totals	1,109	192	44	460	2

Figure #21




Pursuit Report

Commonwealth of Pennsylvania

REASON INITIATED - APPREHENSION

	Delayed	During	Escaped	Eluded	Terminated
DUI or Suspected DUI Operator	24	174	4	22	29
Felony Criminal Offenses	23	157	12	26	34
Misdemeanor Criminal Offenses	13	70	6	21	24
Other Traffic Offenses	111	446	75	145	207
Stolen or Suspected Stolen Vehicle	10	75	18	20	18
Summary Criminal Offenses	6	23	0	4	10
Totals	187	945	115	238	322

Figure #22



Pursuit Report

Commonwealth of Pennsylvania

REASON INITIATED - CRASH

	Initiated	Crash *	%
DUI or Suspected DUI Operator	253	79	31.23%
Felony Criminal Offenses	252	111	44.05%
Misdemeanor Criminal Offenses	134	46	34.33%
Other Traffic Offenses	984	271	27.54%
Stolen or Suspected Stolen Vehicle	141	70	49.65%
Summary Criminal Offenses	43	11	25.58%
Totals	1,807	588	32.54%

Figure #23

* Indicates number of pursuits where one or more crashes occurred (multiple crashes may occur during a single pursuit).

Pursuit Report

APPENDIX D

NON-COMPLIANT LAW ENFORCEMENT AGENCIES

**APPENDIX D
NON-COMPLIANT LAW ENFORCEMENT AGENCIES**

The following Pennsylvania law enforcement agencies have not notified or certified to the Municipal Police Officers' Education and Training Commission that they have a pursuit policy as required by law:

AGENCY	COUNTY
Ambler Borough Police Department	Montgomery
Girardville Borough Police Department	Schuylkill
Middletown Borough Police Department	Dauphin
Branch Township Police Department	Schuylkill
Little Beaver Township Police Department	Lawrence
Northampton County Detectives	Northampton
Jefferson County Detectives	Jefferson
Gilpin Township Police Department	Armstrong
Bedford County District Attorney's Office	Bedford
Columbia County Detectives	Columbia
Union County Detectives	Union
Bradford County Detectives/District Att's Office	Bradford
Mt. Jewett Borough Police Department	McKean
Elk County Detectives	Elk

APPENDIX E

DEFINITIONS

APPENDIX E DEFINITIONS

The following terms and phrases are utilized in the Pennsylvania Police Pursuit Annual Report. For the purpose of this report, these terms and phrases have the following meanings:

1. **REASON INITIATED:** Offense or suspected offense for which the officer initially decided to pursue the vehicle.
 - A. **DUI OR SUSPECTED DUI:** The driver was known to be or suspected of driving under the influence of alcohol or controlled substance.
 - B. **OTHER TRAFFIC:** Any other traffic violation except driving under the influence of alcohol or controlled substance.
 - C. **SUMMARY CRIMINAL:** Any known or suspected summary criminal offense.
 - D. **MISDEMEANOR CRIMINAL:** Any known or suspected misdemeanor criminal offense.
 - E. **FELONY CRIMINAL:** Any known or suspected felony criminal offense, except those relating to known or suspected stolen vehicles.
 - F. **STOLEN OR SUSPECTED:** The vehicle is known to be or suspected of being stolen.

2. **TYPE OF VEHICLE PURSUED:**
 - A. **AUTOMOBILE:** Passenger cars and minivans, regardless of the manner in which they are registered.
 - B. **VAN/PICK-UP/SUV:** Full-size vans, all pick-up trucks, and sport-utility vehicles (even though they may be registered as station wagons).
 - C. **MOTORCYCLE:** All two-wheeled motorcycles, mopeds, and motor-driven pedalcycles.
 - D. **OTHER:** All other vehicles.

- E. **TT OR TT/STLR:** Tractor Trailer, Tractor Semi-Trailer, or any other type of commercially registered vehicles.

3. **APPREHENSION:**

- A. **NONE – VIOLATOR SUCCESSFULLY ELUDED POLICE:** Self-explanatory.
- B. **NONE – DECISION MADE TO TERMINATE:** The pursuit was terminated due to a decision made by the pursuing officer(s) or by their supervisor(s), even though the officer(s) was able to continue the pursuit.
- C. **NONE – STOPPED, BUT ESCAPED ON FOOT:** The violator vehicle was stopped, but the violator escaped on foot.
- D. **APPREHENDED DURING PURSUIT:** The violator was apprehended during the pursuit. This includes during any foot pursuit or search.
- E. **DELAYED – AFTER TERMINATION OF PURSUIT:** The violator was apprehended after the pursuit was terminated. This includes cases in which the violator was identified through investigation, or the violator was identified during the pursuit and a decision was made to terminate the pursuit. The violator is then apprehended at a later time.

4. **REASON TERMINATED:**

- A. **PURSUIT DISCONTINUED:** Self-explanatory.
- B. **POLICE CRASH:** The pursuit was terminated because the pursuing police vehicle was involved in a crash.
- C. **POLICE VEHICLE DISABLED:** The pursuit was terminated because the pursuing police vehicle suffered a mechanical failure other than that caused by a crash.
- D. **VIOLATOR STOPPED VOLUNTARILY:** The violator stopped voluntarily, without the use of road spikes, roadblocks, induced stops, or other apprehension techniques, and surrendered.

- E. **VIOLATOR ABANDONED VEHICLE:** The violator stopped voluntarily, then fled on foot.
 - F. **VIOLATOR STOPPED – CRASH:** The violator was involved in a crash which ended the pursuit.
 - G. **VIOLATOR VEHICLE DISABLED:** The pursuit was terminated because the violator vehicle suffered mechanical failure other than that caused by a crash, or other police action.
 - H. **STOPPED BY OTHER POLICE ACTION:** The violator was stopped by apprehension techniques other than trailing pursuit (e.g., legal intervention, roadblock, tire deflation device).
5. **CRASH TYPE:**
- A. **NO CRASH:** Self-explanatory.
 - B. **VIOLATOR CRASH:** A crash involving only the violator vehicle.
 - C. **POLICE CRASH:** A crash involving only a pursuing police vehicle(s).
 - D. **UNINVOLVED CRASH:** A crash involving only a vehicle(s) not involved in the pursuit.
 - E. **VIOLATOR – POLICE CRASH:** A crash involving the violator and pursuing police vehicle(s).
 - F. **VIOLATOR – UNINVOLVED CRASH:** A crash involving the violator vehicle and an occupied vehicle(s) not involved in the pursuit.
 - G. **UNINVOLVED – POLICE CRASH:** A crash involving an occupied vehicle(s) not involved in the pursuit and a pursuing police vehicle(s).
 - H. **VIOLATOR – POLICE DEL. INT. (Deliberate Intent):** Violator vehicle was deliberately driven into a police vehicle.

- I. **VIOLATOR – UNINVOLVED DEL. INT. (Deliberate Intent):** Violator vehicle was deliberately driven into an uninvolved vehicle.
- J. **POLICE – VIOLATOR LEGAL INT. (Legal Intervention):** Police vehicle was deliberately driven into the violator vehicle as an act of legal intervention.

6. **APPREHENSION TECHNIQUES:**

- A. **TRAILING PURSUIT:** Following a violator vehicle in an attempt to stop it.
- B. **ROAD SPIKES/TIRE DEFLATION DEVICE:** Road fangs, spike strips, stop sticks, or other devices used to deflate the tires of a pursued vehicle.
- C. **PARTIAL ROADBLOCK:** A roadblock intended to stop or slow the pursued vehicle while allowing the vehicle to pass through or around the roadblock.
- D. **TOTAL ROADBLOCK:** A roadblock which completely blocks the pursued vehicle's path, preventing the vehicle from passing through or around the roadblock without striking the roadblock.
- E. **ROLLING ROADBLOCK:** One or more police vehicles being driven in front of, and in the same direction as, the pursued vehicle. The police vehicles are then slowed to force the pursued vehicle to stop.
- F. **OTHER INDUCED STOP:** One or more police vehicles being used to force the pursued vehicle to stop. For the purpose of this report, in an induced stop, there is no attempt to make contact with the pursued vehicle.
- G. **LEGAL INTERVENTION:** For the purpose of this report, deliberately driving a police vehicle into the violator vehicle in an attempt to stop the vehicle.
- H. **FIREARMS:** Firearms or long guns discharged at the pursued vehicle or driver.
- I. **AIR SUPPORT:** Assistance in pursuit is provided by any type of aircraft.

7. **NONPURSUIT-RELATED CHARGES:** Charges filed against the operator and/or occupants of the pursued vehicle which are not a result of their conduct during the pursuit.
8. **CC:** Pennsylvania Crimes Code (Title 18).
9. **CS:** The Controlled Substance, Drug, Device and Cosmetic Act (Act 64).
10. **FW:** Fireworks Law.
11. **GM:** Game Law.
12. **LL:** Liquor Law.
13. **VC:** Pennsylvania Vehicle Code (Title 75).
14. **PURSUIT-RELATED CHARGES:** Charges relating to the violator's operation of the pursued vehicle during the pursuit.
15. **OTHER PURSUIT-RELATED CHARGES:** Additional charges relating to the violator's operation of the pursued vehicle during the pursuit.
16. **HIGHWAY:** Type of highway or roadway on which the pursuit started, traveled on during the pursuit, and on which the pursuit ended.
17. **MARKED VEHICLES DIRECTLY INVOLVED:** The total number of marked police vehicles directly involved in the pursuit.
18. **UNMARKED VEHICLES DIRECTLY INVOLVED:** The total number of unmarked police vehicles directly involved in the pursuit.
19. **INJURIES:**
 - A. **VIOLATOR:** Total number of persons in the violator vehicle who received nonfatal injuries resulting from vehicular operation during the pursuit.
 - B. **POLICE:** Total number of persons in police vehicle(s) who received nonfatal injuries resulting from vehicular operation during the pursuit.

- C. **UNINVOLVED:** Total number of uninvolved persons who received nonfatal injuries resulting from vehicular operation during the pursuit.
20. **FATALITY:**
- A. **VIOLATOR:** Total number of persons in the violator vehicle who died as a direct result of vehicular operation during the pursuit.
 - B. **POLICE:** Total number of persons in the police vehicle(s) who died as a direct result of vehicular operation during the pursuit.
 - C. **UNINVOLVED:** Total number of uninvolved persons who died as a direct result of vehicular operation during the pursuit.
21. **PROPERTY DAMAGE:** Estimated dollar value of property damage, in hundreds, to violator vehicle(s), police vehicle(s), and uninvolved property resulting from the pursuit.
22. **PERSONS IN PURSUED VEHICLE ARRESTED:** Self-explanatory.

23. RELATED CRIMES CODE VIOLATIONS:

CC09: Inchoate Crime

- 0901 Criminal Attempt
- 0903 Criminal Conspiracy
- 0907 Possessing Instruments of Crime
- 0908 Prohibited Offensive Weapons

CC25: Criminal Homicide

- 2501 Criminal Homicide
- 2502 Murder
- 2504 Involuntary Manslaughter

CC27: Assault

- 2701 Simple Assault
- 2702 Aggravated Assault
- 2705 Recklessly Endangering Another Person
- 2706 Terroristic Threats
- 2709 Harassment and Stalking

CC29: Kidnapping

- 2901 Kidnapping
- 2902 Unlawful Restraint

CC33: Arson, Criminal Mischief and Other Property Destruction

- 3302 Causing or Risking Catastrophe
- 3303 Failure to Prevent Catastrophe
- 3304 Criminal Mischief
- 3309 Agricultural Vandalism

CC35: Burglary and Other Criminal Intrusion

- 3502 Burglary
- 3503 Criminal Trespass

CC37: Robbery

- 3701 Robbery
- 3702 Robbery of Motor Vehicle

CC39: Theft and Related Offenses

- 3921 Theft by Unlawful Taking or Disposition
- 3925 Receiving Stolen Property
- 3926 Theft of Services
- 3928 Unauthorized Use of Automobiles and Other Vehicles
- 3929 Retail Theft

CC41: Forgery and Fraudulent Practices

- 4101 Forgery
- 4105 Bad Checks

CC43: Offenses against the Family

- 4303 Concealing Death of Child
- 4304 Endangering Welfare of Children

CC49: Falsification and Intimidation

- 4904 Unsworn Falsification to Authorities
- 4906 False Reports to Law Enforcement Authorities

CC51: Obstructing Governmental Operations

- 5104 Resisting Arrest or Other Law Enforcement
- 5105 Hindering Apprehension or Prosecution
- 5121 Escape
- 5126 Flight to Avoid Apprehension, Trial or Punishment

CC55: Riot, Disorderly Conduct and Related Offenses

- 5503 Disorderly Conduct
- 5505 Public Drunkenness and Similar Misconduct

CC61: Firearms and Other Dangerous Articles

- 6103 Crimes Committed with Firearms
- 6106 Firearms not to be Carried Without a License

CC63: Minors

- 6308 Purchase, Consumption, Possession or Transportation of Liquor or Malt or Brewed Beverages

24. CONTROLLED SUBSTANCE VIOLATIONS:

CS13 (a): Prohibited Acts; Penalties

- 13(a)16 Possession of a Controlled Substance
- 13(a)30 Possession with Intent to Deliver or Manufacture of a Controlled Substance
- 13(a)31 Possession of a Small Amount of Marijuana
- 13(a)32 Possession of Paraphernalia

25. VEHICLE CODE VIOLATIONS:

VC13: Registration of Vehicles

- 1301 Registration and Certificate of Title Required
- 1311 Registration Card to be Signed and Exhibited on Demand
- 1332 Display of Registration Plate
- 1371 Operation Following Suspension of Registration
- 1372 Unauthorized Transfer or Use of Registration

VC15: Licensing of Drivers

- 1501 Drivers Required to be Licensed
- 1503 Persons Ineligible for Licensing; License Issuance to Minors; Junior Driver's License
- 1504 Classes of Licenses
- 1505 Learners' Permits
- 1511 Carrying and Exhibiting Driver's License on Demand
- 1543 Driving While Operating Privilege is Suspended or Revoked
- 1575 Permitting Violation of Title

VC17: Financial Responsibility

- 1786 Required Financial Responsibility

VC31: Obedience to and Effect of Traffic Laws

- 3102 Obedience to Authorized Persons Directing Traffic
- 3111 Obedience to Traffic-Control Devices
- 3112 Traffic-Control Signals
- 3114 Flashing Signals

VC33: Rules of the Road in General

- 3301 Driving on Right Side of Roadway
- 3302 Meeting Vehicle Proceeding in Opposite Direction
- 3303 Overtaking Vehicle on the Left
- 3304 Overtaking Vehicle on the Right
- 3305 Limitations on Overtaking on the Left
- 3306 Limitations on Driving on Left Side of Roadway
- 3307 No-Passing Zones
- 3308 One-Way Roadways and Rotary Traffic Islands
- 3309 Driving on Roadways Laned for Traffic
- 3310 Following Too Closely
- 3311 Driving on Divided Highways
- 3312 Limited Access Highway Entrances and Exits
- 3322 Vehicle Turning Left
- 3323 Stop Signs and Yield Signs
- 3324 Vehicle Entering or Crossing Roadway
- 3325 Duty of Driver on Approach of Emergency Vehicle
- 3331 Required Position and Method of Turning
- 3334 Turning Movements and Required Signals
- 3361 Driving Vehicle at Safe Speed
- 3362 Maximum Speed Limits
- 3367 Racing on Highways

- VC35: Special Vehicles and Pedestrians**
3523 Operating Motorcycles on Roadways Laned for Traffic
3525 Protective Equipment for Motorcycle Riders
3546 Driving Through or Around Safety Zone

- VC37: Miscellaneous Provisions**
3701 Unattended Motor Vehicle
3702 Limitations on Backing
3703 Driving Upon Sidewalk
3714 Careless Driving
3717 Trespass by Motor Vehicle
3732 Homicide by Vehicle
3733 Fleeing or Attempting to Elude Police Officer
3734 Driving without Lights to Avoid Identification or Arrest
3735 Homicide by Vehicle While DUI
3735.1 Aggravated Assault By Vehicle While DUI
3736 Reckless Driving
3743 Accidents Involving Damage to Attended Vehicle or Property
3745 Accidents Involving Damage to Unattended Vehicle or Property

- VC38: Driving after Imbibing Alcohol or Utilizing Drugs**
3802 Driving Under Influence of Alcohol or Controlled Substance

- VC41: Equipment Standards**
4107 Unlawful Activities

- VC47: Inspection of Vehicles**
4703 Operation of Vehicle Without Official Certificate of Inspection
4730 Violations of Use of Certificate of Inspection

- VC71: Vehicle Theft and Related Provisions**
7122 Altered, Forged or Counterfeit Documents and Plates
7124 Fraudulent Use or Removal of Registration Plate

- VC77: Snowmobiles and All-Terrain Vehicles**
7721 Operation on Streets and Highways